

LOT WIDTH TABLES

Date: 18 July 2024

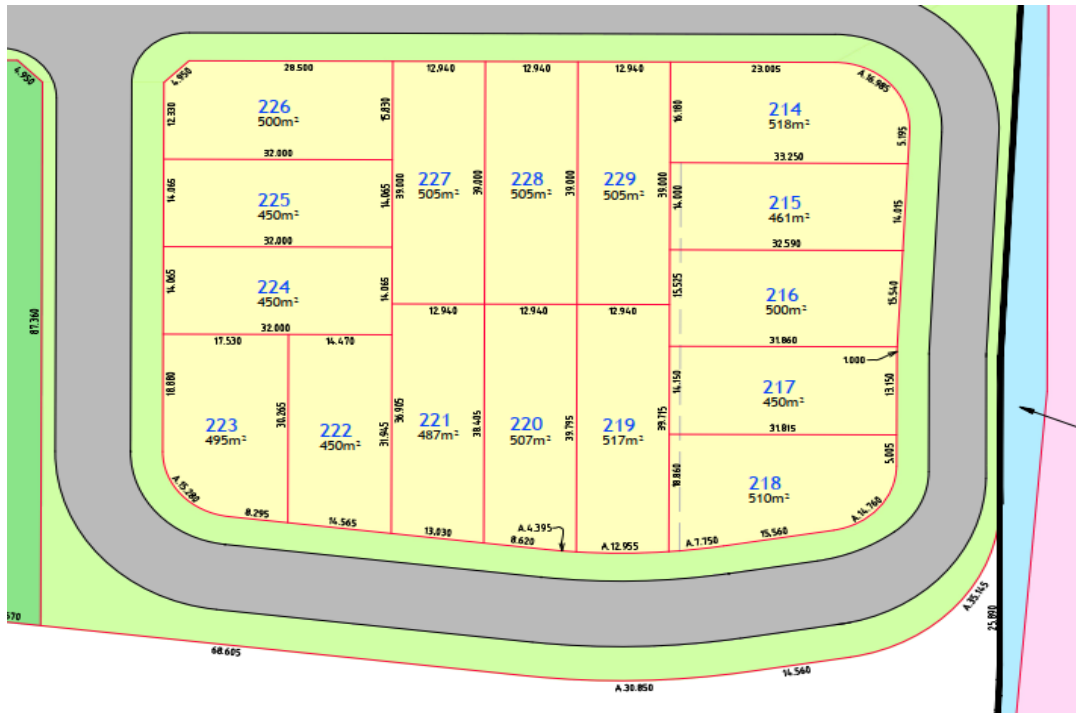
Rev: A

OVERALL LOT WIDTH ANALYSIS:

This lot analysis is based on the "Proposed Subdivision Plan" (ADW Johnson, Dwg. 240332-MP-005-R, 17 June 2024).

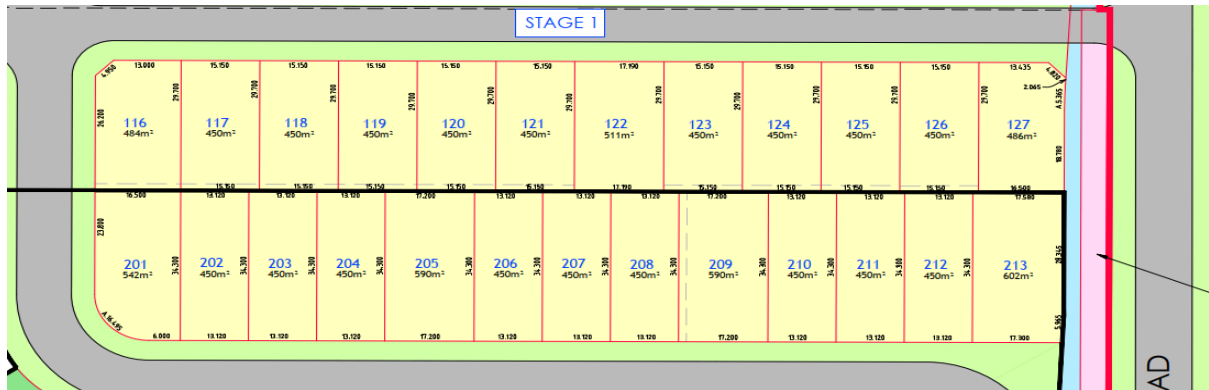
Lot Width @ Building Line 4.5 m	No. Of Lots	Percentage of Width in Block
11 – 13m	18	7%
13 – 15m	100	38.8%
15 – 17m	82	31.8%
17 – 19m	51	19.8%
19m – 21m	4	1.6%
21m +	3	1.2%
Total	258	

BLOCK 1



Lot Width @ Building Line 4.5 m	No. Of Lots	Percentage of Width in Block
11 – 13m	6	37.5%
13 – 15m	5	31.3%
15 – 17m	3	18.8%
17 – 19m	2	12.5%
Total	16	

BLOCK 2



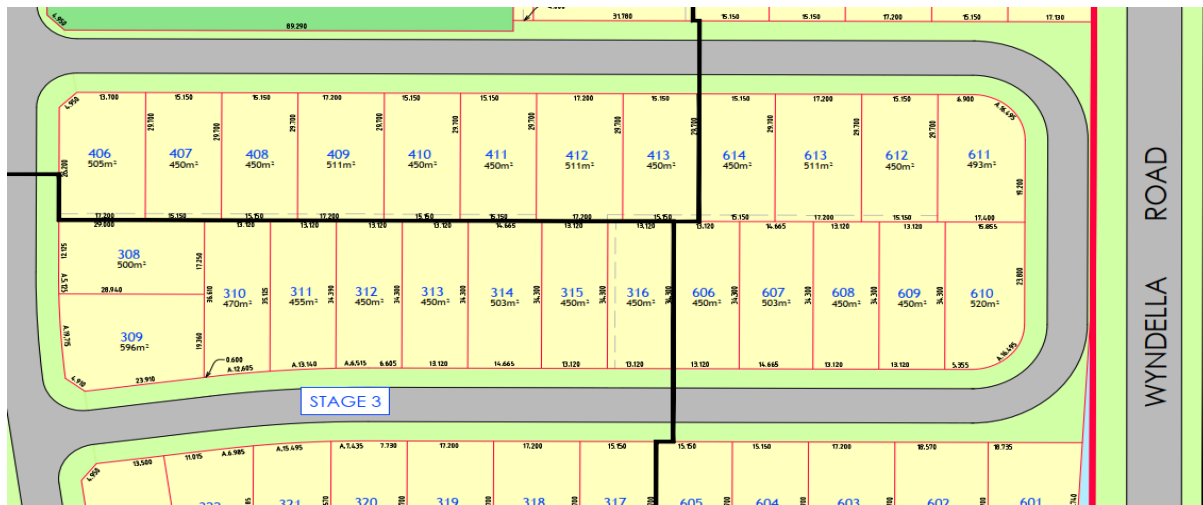
Lot Width @ Building Line 4.5 m	No. Of Lots	Percentage of Width in Block
13 – 15m	9	36.0%
15 – 17m	12	48.0%
17 – 19m	4	16.0%
Total	25	

BLOCK 3

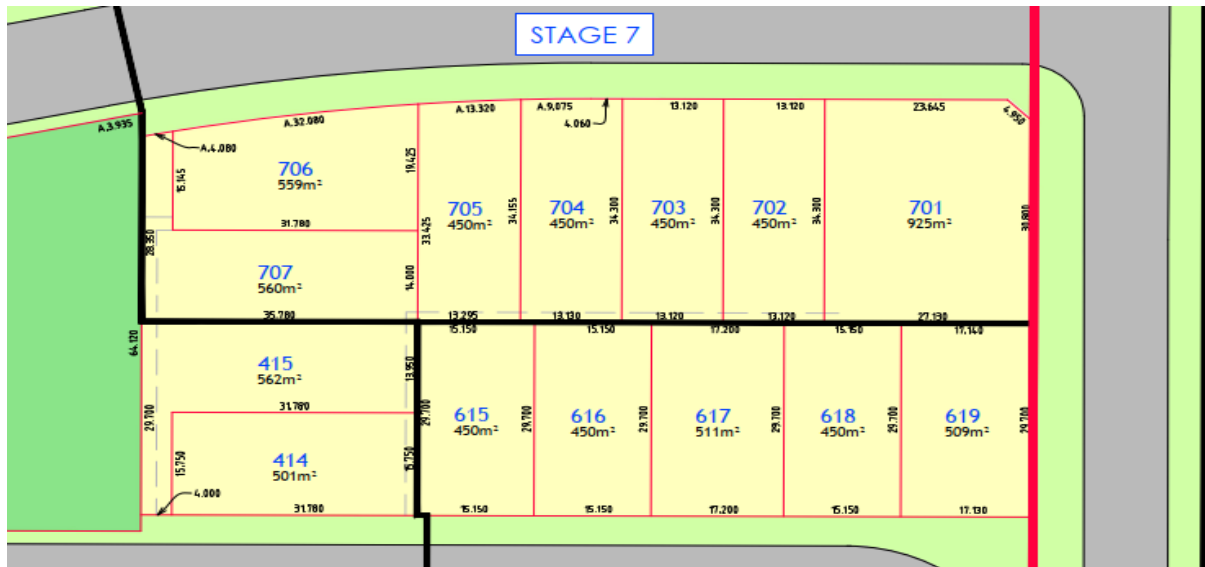


Lot Width @ Building Line 4.5 m	No. Of Lots	Percentage of Width in Block
13 – 15m	12	46.2%
15 – 17m	7	26.9%
17 – 19m	7	23.1%
Total	26	

BLOCK 4



Lot Width @ Building Line 4.5 m	No. Of Lots	Percentage of Width in Block
13 – 15m	11	42.3%
15 – 17m	8	30.8%
17 – 19m	6	23.1%
19 – 21m	1	3.8%
Total	26	



Lot Width @ Building Line 4.5 m	No. Of Lots	Percentage Of Width In Block
13 – 15m*	6	42.9%
15 – 17m	5	35.7%
17 – 19m	2	14.3%
19 – 21m	0	0%
21m +	1	7.1%
Total	14	

*Includes two (2) battle axe allotments

BLOCK 6



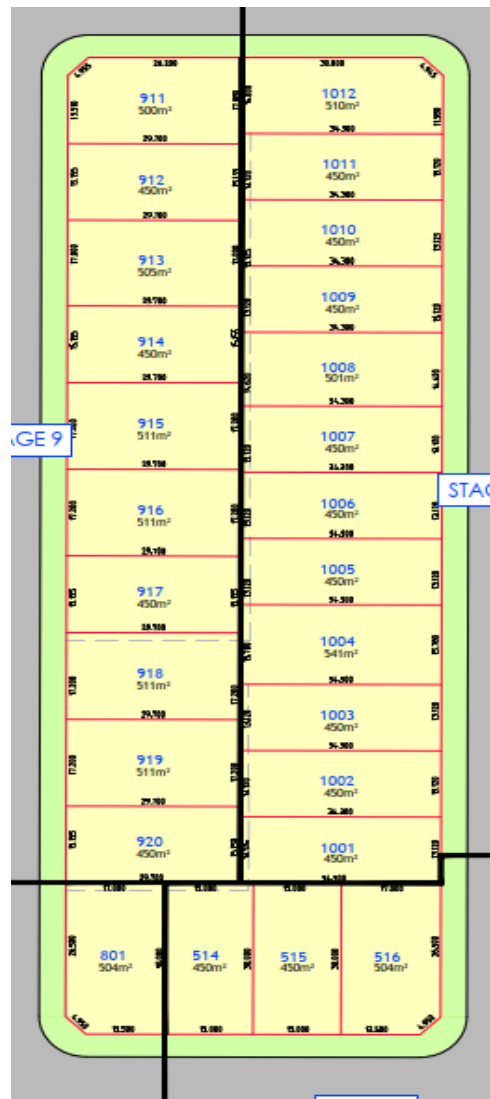
Lot Width @ Building Line 4.5 m	No. Of Lots	Percentage Of Width In Block
11 – 13m	1	3.8%
13 – 15m	9	34.6%
15 – 17m	10	38.5%
17 – 19m	5	19.2%
19 – 21m+	1	3.8%
Total	26	

BLOCK 7



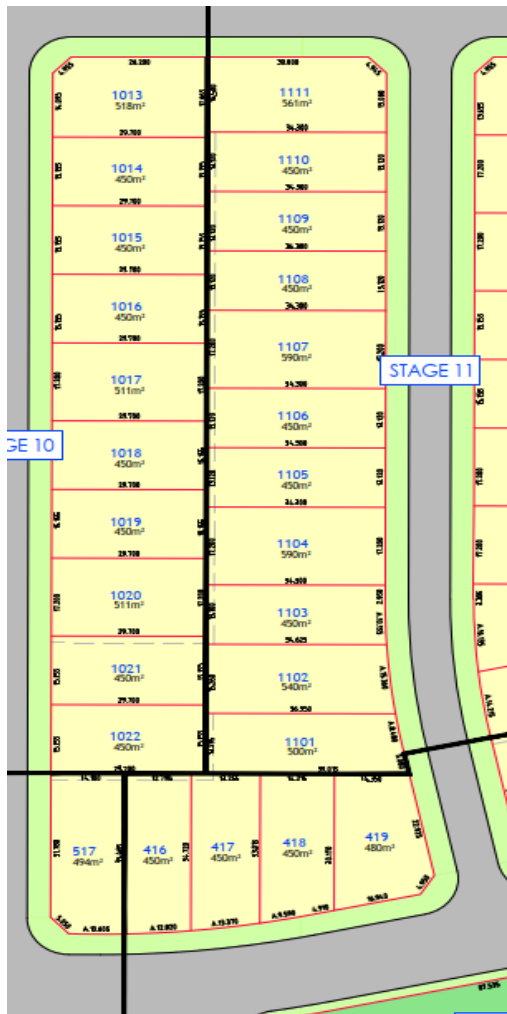
Lot Width @ Building Line 4.5 m	No. Of Lots	Percentage of Width in Block
11 – 13m	7	28.0%
13 – 15m	8	32.0%
15 – 17m	6	24.0%
17 – 19m	2	8.0%
19 – 21m	1	4.0%
21m +	1	4.0%
Total	25	

BLOCK 8



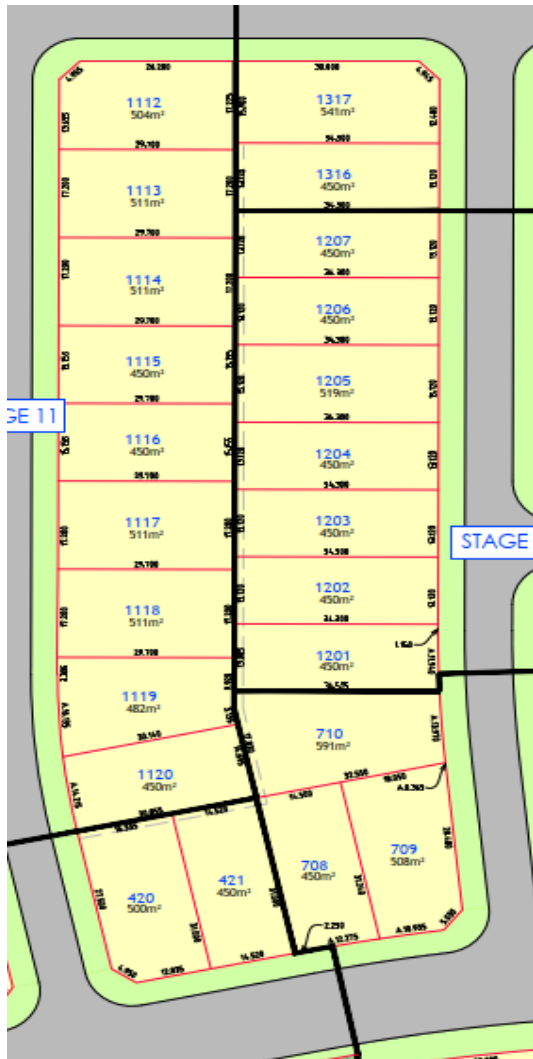
Lot Width @ Building Line 4.5 m	No. Of Lots	Percentage of Width in Block
13 – 15m	10	38.5%
15 – 17m	8	30.8%
17 – 19m	8	30.8%
Total	26	

BLOCK 9



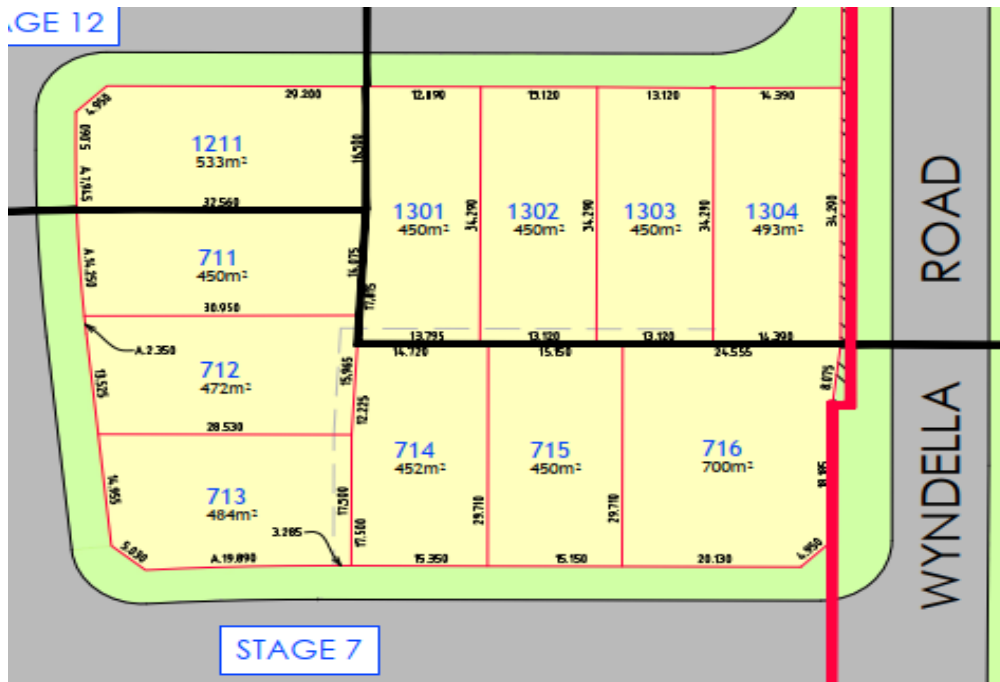
Lot Width @ Building Line 4.5 m	No. Of Lots	Percentage Of Width In Block
11 – 13m	1	3.8%
13 – 15m	11	42.3%
15 – 17m	9	34.6%
17 – 19m	5	19.2%
Total	26	

BLOCK 10



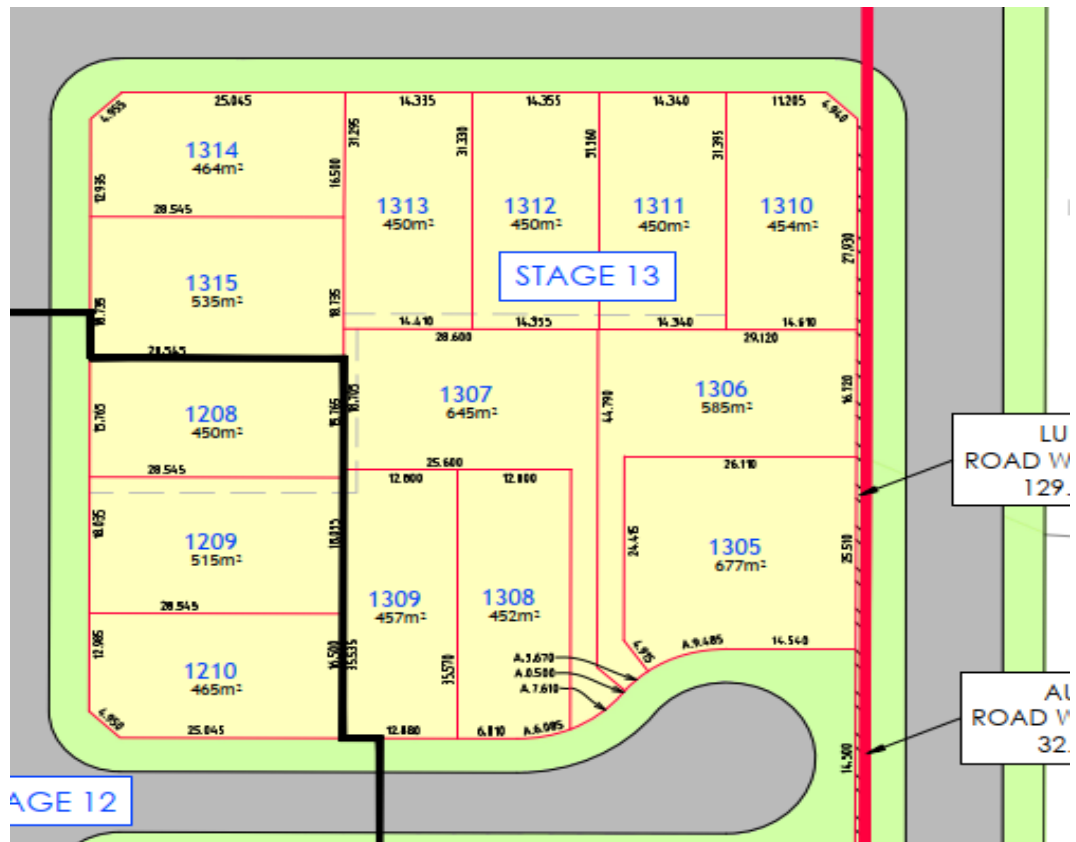
Lot Width @ Building Line 4.5 m	No. Of Lots	Percentage of Width in Block
13 – 15m	11	47.8%
15 – 17m	6	26.1%
17 – 19m	6	26.1%
19m – 21m	1	4.3%
Total	23	

BLOCK 11



Lot Width @ Building Line 4.5 m	No. Of Lots	Percentage of Width in Block
11 – 13m	1	9.1%
13 – 15m	4	36.4%
15 – 17m	4	36.4%
17 – 19m	1	9.1%
19m – 21m	0	0%
21m +	1	9.1%
Total	11	

BLOCK 12



Lot Width @ Building Line 4.5 m	No. Of Lots	Percentage Of Width In Block
11 – 13m	2	14.3%
13 – 15m	4	28.6%
15 – 17m	4	28.6%
17 – 19m	3	21.4%
19m – 21m	0	0%
21m +	1	7.1%
Total	14	