
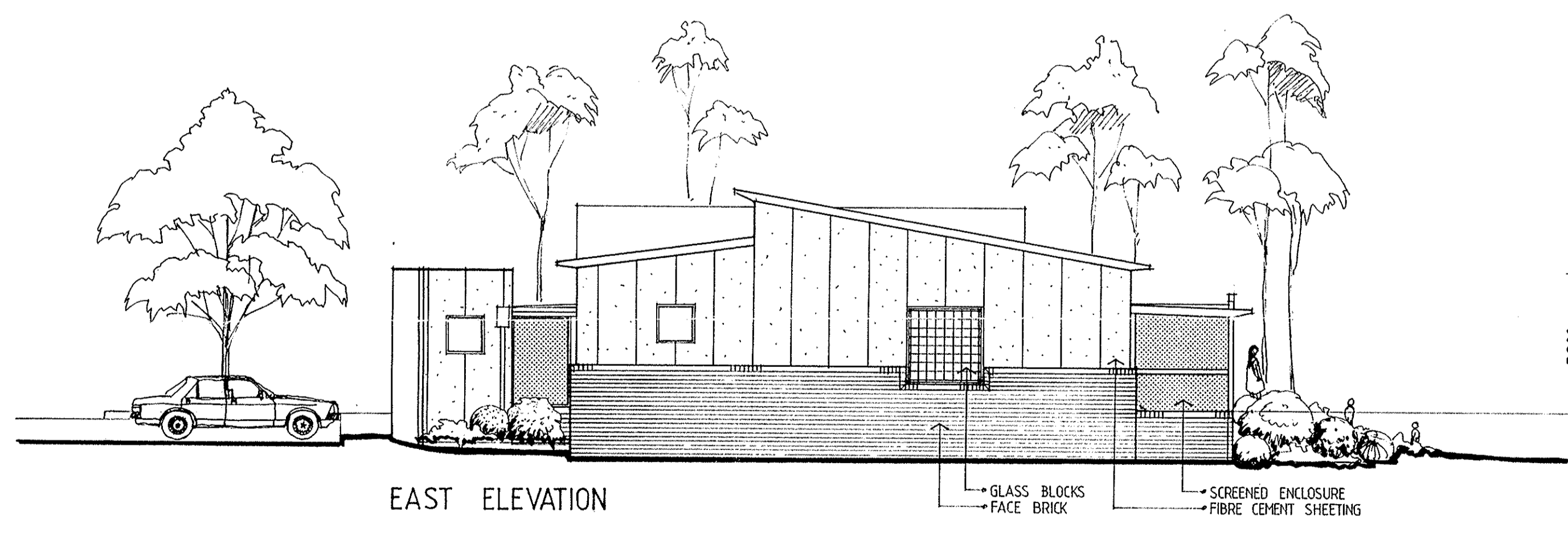


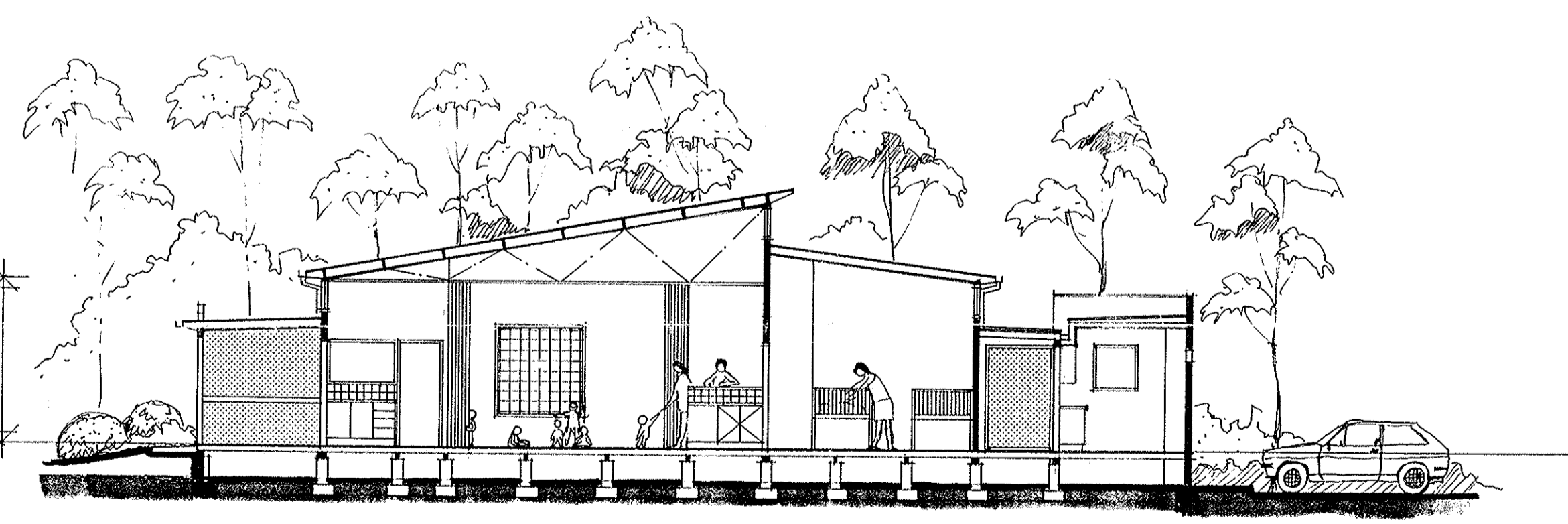
SOUTH ELEVATION



NORTH ELEVATION



EAST ELEVATION



SECTION A.A.

AMEN. DESCRIPTION DATE
 ©SUTERS ARCHITECTS SNELL PTY. LTD.
 CR. BOND & TELFORD STREETS, NEWCASTLE NSW 2300
 TEL: (049) 26 5222 FAX: (049) 26 5251
 NO 1 BARRACK LANE, FARRAMPTA, N.S.W. 2150.
 TEL: (02) 635 3800 FAX: (02) 893 8749
 A.C.N. 003 842 635

PROJECT EXTENSION TO METFORD
 CHILD CARE CENTRE

LOCATION CHELMSFORD DRIVE
 METFORD

CLIENT MAITLAND CITY COUNCIL

TITLE ELEVATIONS & SECTION

DATE APRIL '94

DRAWN G.S.

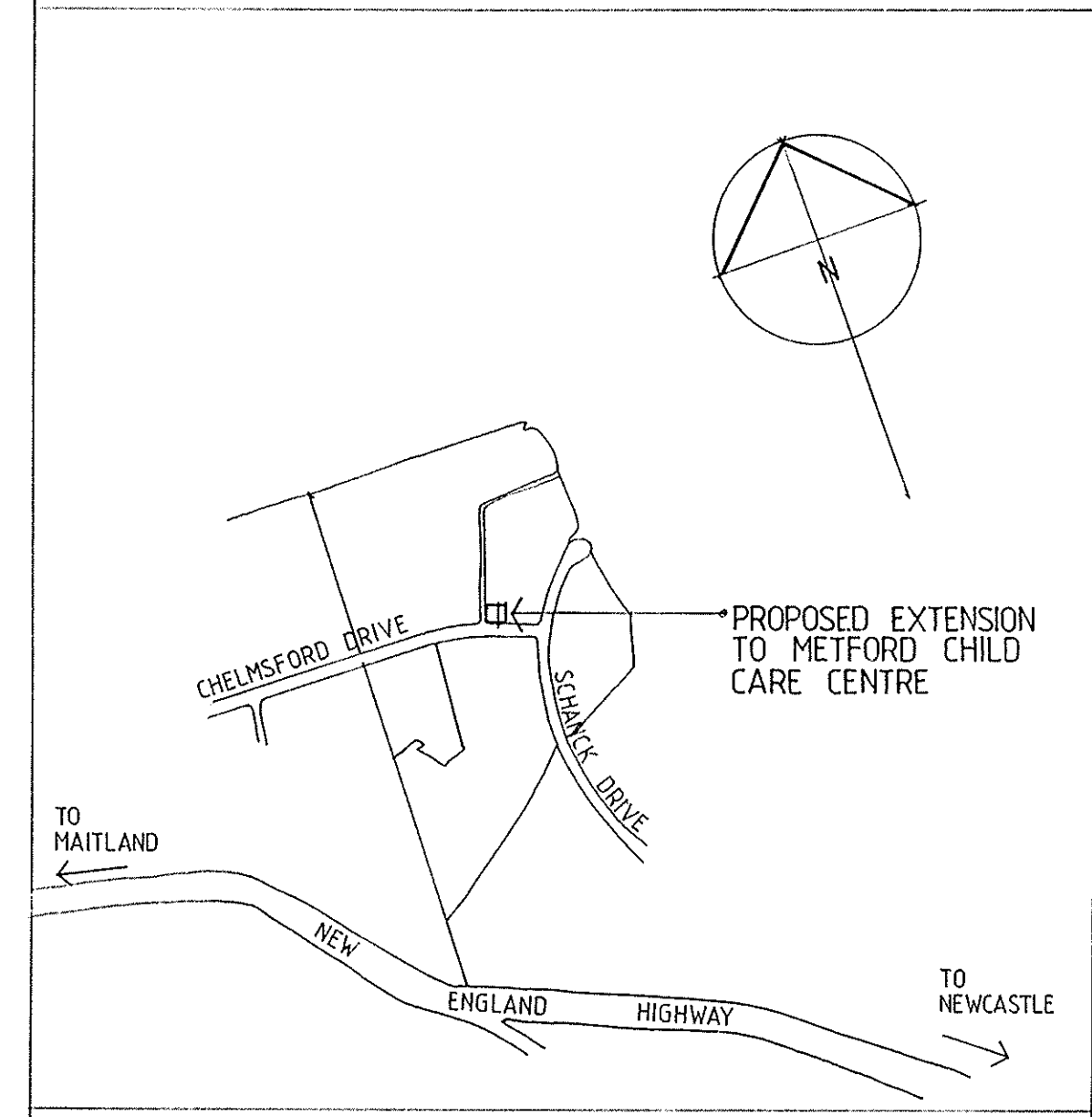
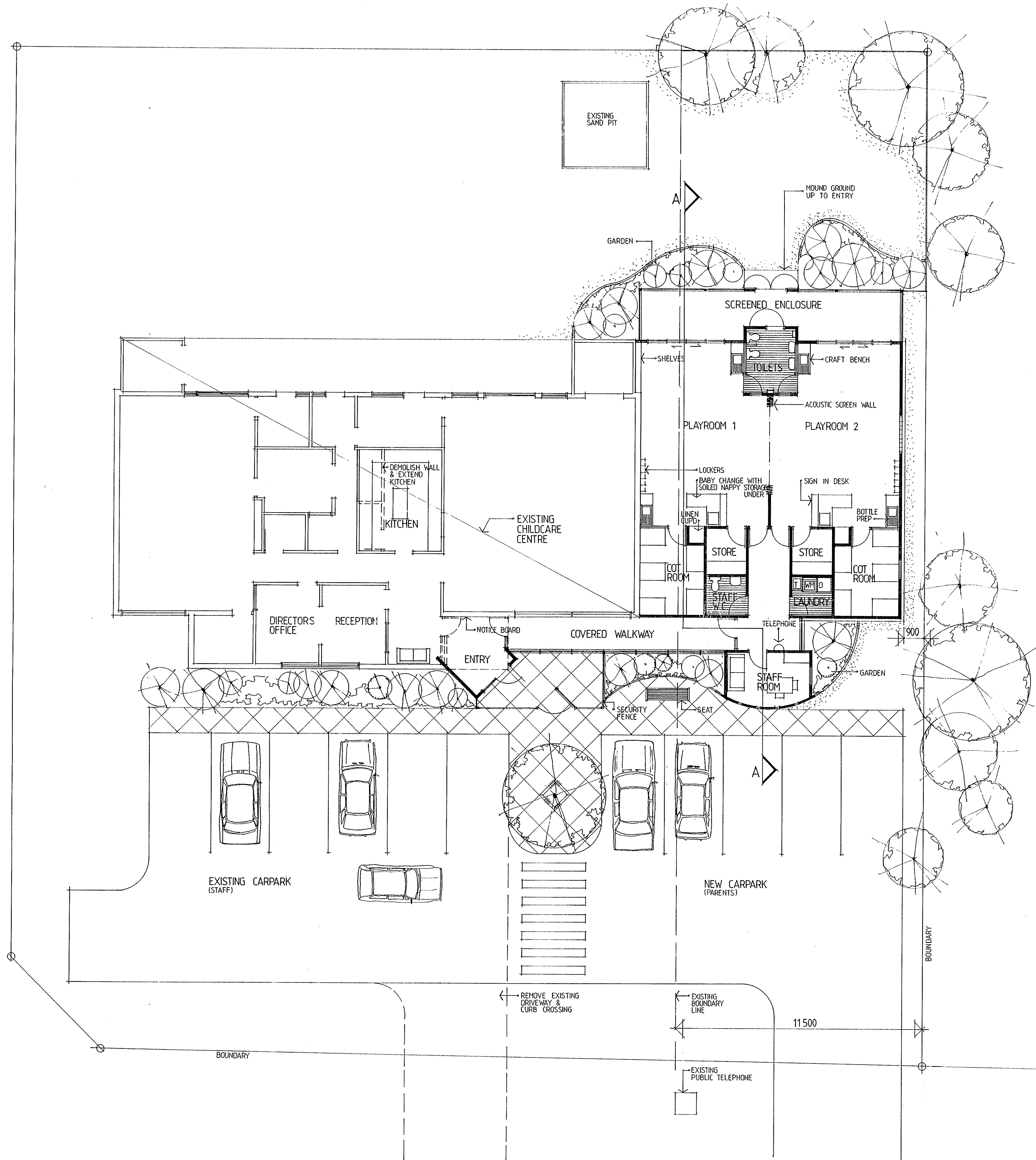
SCALE 1:100

SHEET 2 OF 2

DRAWING NUMBER 4178 S2

SUTERS ARCHITECTS SNELL

METFORD CHILD CARE CENTRE



PROJECT DATA	m ²
ADDITIONAL SITE AREA	540.5
ADDITIONAL EXTERNAL PLAY AREA	126.5
PLAYROOMS 1 & 2	44.64 each
COT ROOMS	11.36 each
STOREROOMS	3.99 each
SCREENED ENCLOSURE	26.5
STAFF ROOM	9.12

ALL DIMENSIONS IN MILLIMETRES UNLESS OTHERWISE SHOWN.
 WORK TO FIGURED DIMENSIONS. DO NOT SCALE FROM DRAWINGS.
 CHECK ALL DIMENSIONS ON SITE PRIOR TO CONSTRUCTION.
 REPORT ANY DISCREPANCIES TO SUTERS ARCHITECTS SNELL.
 TO BE READ IN CONJUNCTION WITH ALL DOCUMENTS.

A1 SHEET
 NOTES

AMEN. DESCRIPTION DATE
 ©SUTERS ARCHITECTS SNELL PTY. LTD.
 CHR. ROAD & TELFORD STREETS, NEWCASTLE NSW 2300
 TEL: (049) 26 5222 FAX: (049) 26 5251
 No 1 BARRACK LANE, PARRAMATTA, N.S.W. 2150.
 TEL: (02) 635 3800 FAX: (02) 893 8749
 A.C.N. 003 842 635

PROJECT EXTENSION TO METFORD CHILD CARE CENTRE

LOCATION CHELMSFORD DRIVE METFORD

CLIENT MAITLAND CITY COUNCIL

TITLE FLOOR PLAN, SITE PLAN, LOCATION PLAN

DATE APRIL '94

DRAWN G.S.

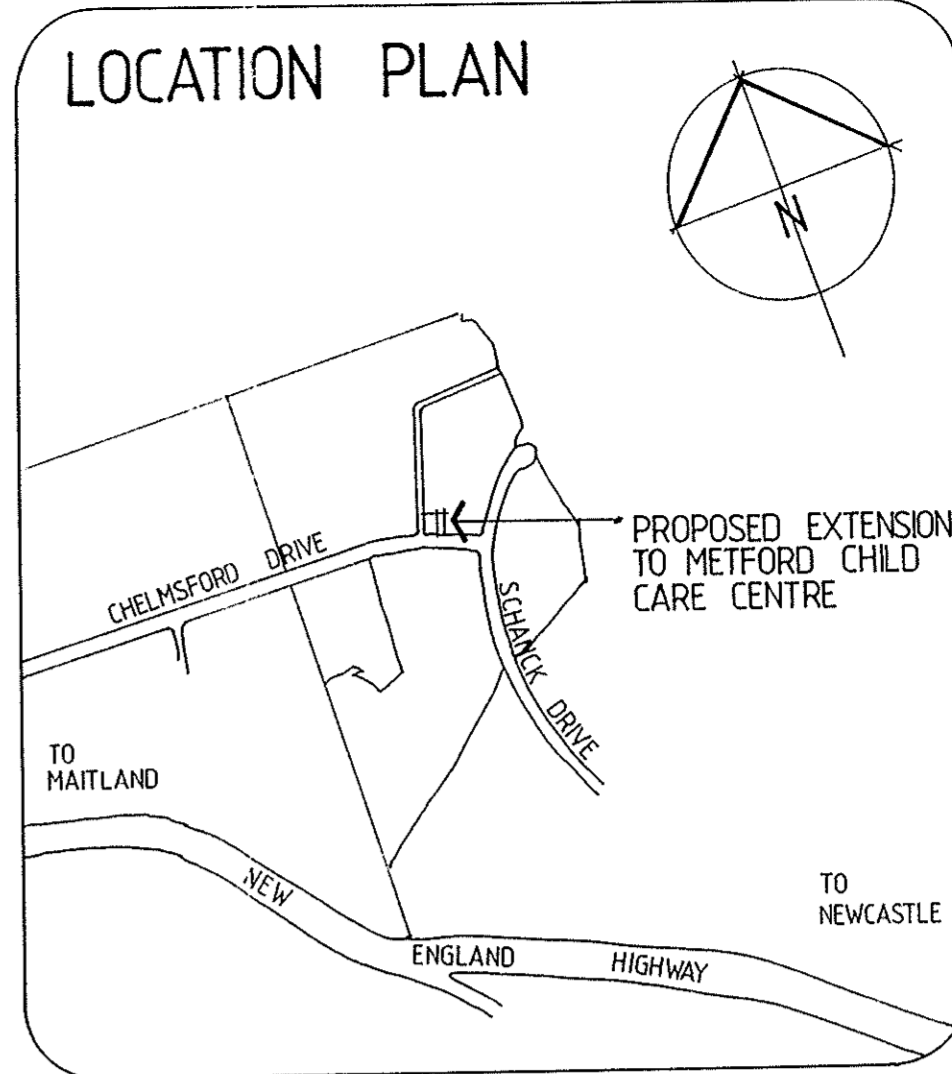
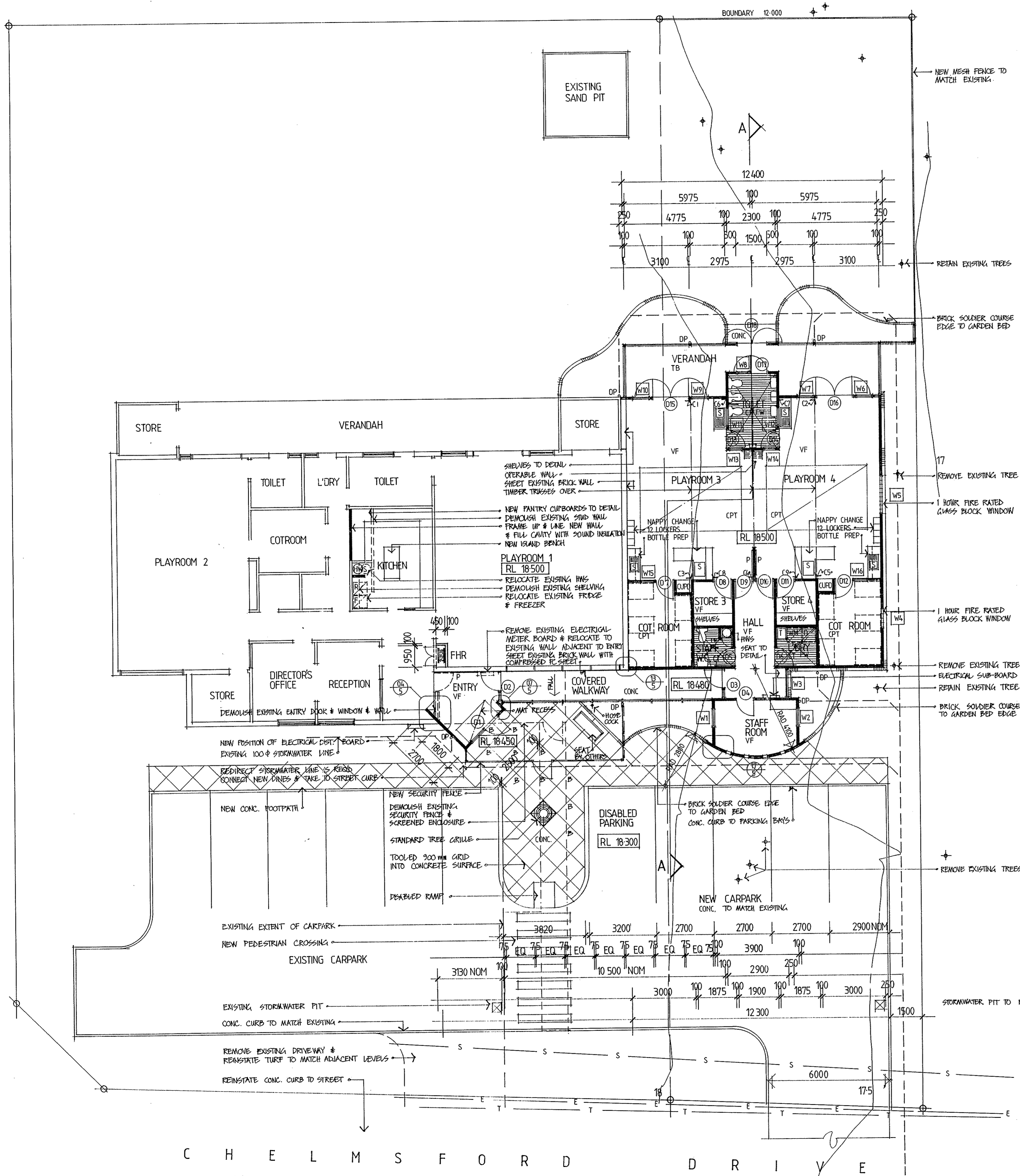
SCALE 1:100

SHEET 1 OF 2

DRAWING NUMBER 4178 S1

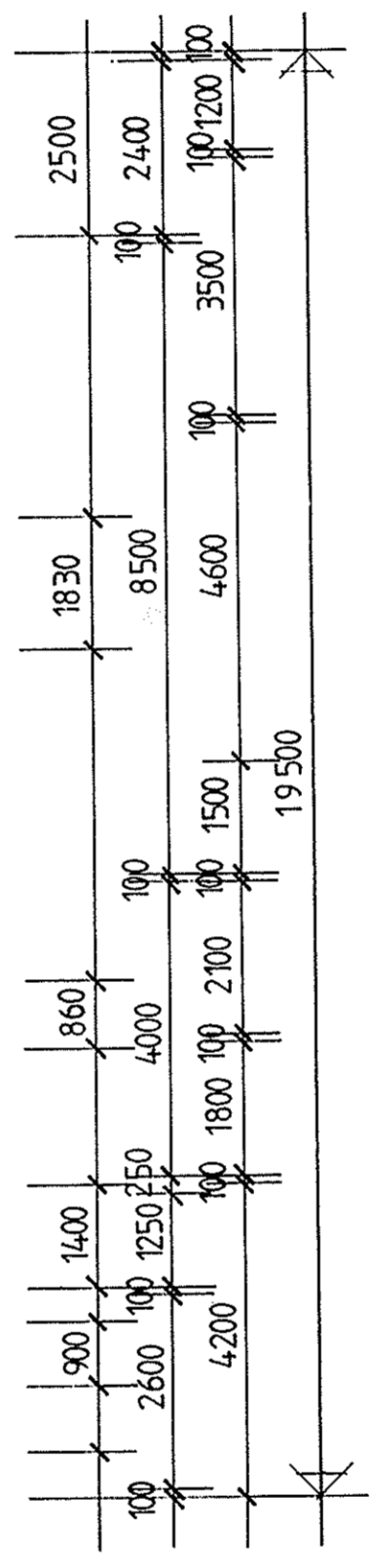
SUTERS ARCHITECTS SNELL

METFORD CHILD CARE CENTRE



ALL DIMENSIONS ON SITE PRIOR TO CONSTRUCTION. CHECK ALL DIMENSIONS ON SITE PRIOR TO CONSTRUCTION. REPORT ANY DISCREPANCIES TO SUTERS ARCHITECTS SNELL. TO BE READ IN CONJUNCTION WITH ALL DOCUMENTS.

- AL SHEET
NOTES
- LEGEND**
- B WALL MOUNTED VANITY BASIN
 - S STAINLESS STEEL SINK
 - T LAUNDRY TUB
 - WM WASHING MACHINE
 - P PINBOARD
 - DP DOWNPIPE
 - CT CERAMIC TILES
 - D DRYER
 - V VINYL FLOOR FINISH
 - TB TIMBER BOARDING



A HOSE COCK TO ENTRY AREA 8/8/94

AMEN. DESCRIPTION DATE
 ©SUTERS ARCHITECTS SNELL PTY. LTD.
 CHR. ROAD & TELFORD STREETS, NEWCASTLE NSW 2300
 TEL: (049) 26 5222 FAX: (049) 26 5251
 No 1 BARRACK LANE, FARMANITA, N.S.W. 2150.
 TEL: (02) 635 3800 FAX: (02) 893 8749
 A.C.N. 003 842 635

PROJECT **EXTENSION TO METFORD CHILD CARE CENTRE**

LOCATION **CHELMSFORD DRIVE METFORD**

CLIENT **MAITLAND CITY COUNCIL**

TITLE **FLOOR PLAN**

DATE **JULY 94**

DRAWN **GS**

SCALE **1:100**

SHEET **1** OF **5**

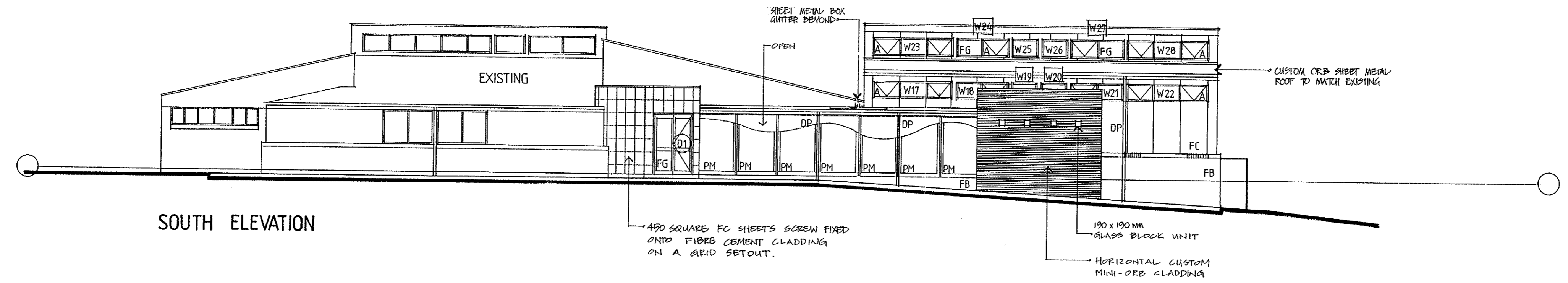
DRAWING NUMBER **4178 WD 1 A**

FLOOR PLAN / SITE PLAN

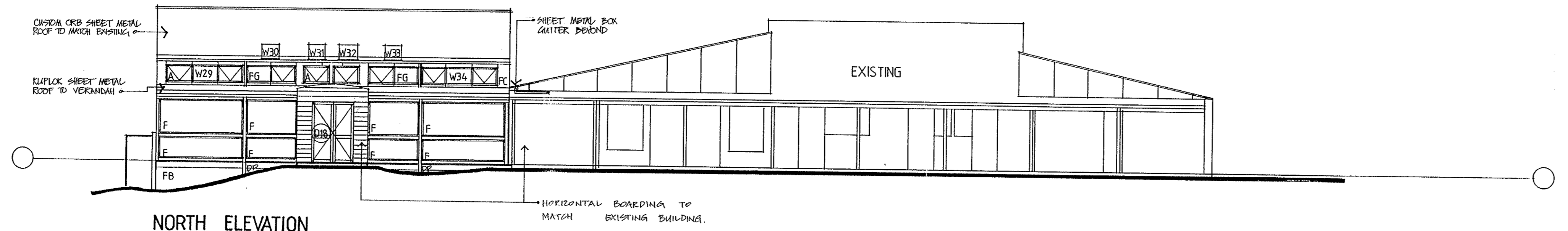
ALL DIMENSIONS IN MILLIMETRES UNLESS OTHERWISE SHOWN
 WORK TO FIGURED DIMENSIONS. DO NOT SCALE FROM DRAWINGS.
 CHECK ALL DIMENSIONS ON SITE PRIOR TO CONSTRUCTION.
 REPORT ANY DISCREPANCIES TO SUTERS ARCHITECTS SNELL.
 TO BE READ IN CONJUNCTION WITH ALL DOCUMENTS.

A1 SHEET
 NOTES

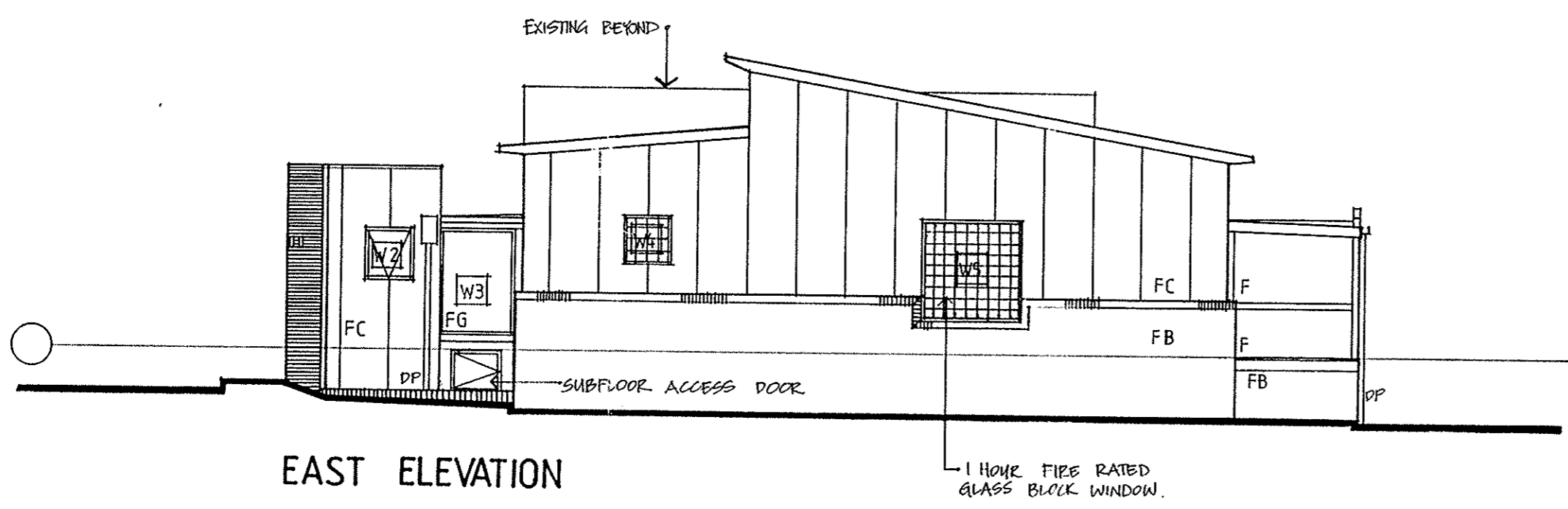
- A AWNING SASH
- FG FIXED GLASS
- FC FIBRE CEMENT CLADDING
- FB FACE BRICKWORK
- F ALUMINIUM FRAMED FLYSCREEN PANEL
- P PINBOARD
- PM PERFORATED METAL PANEL
- DP DOWNPIPE



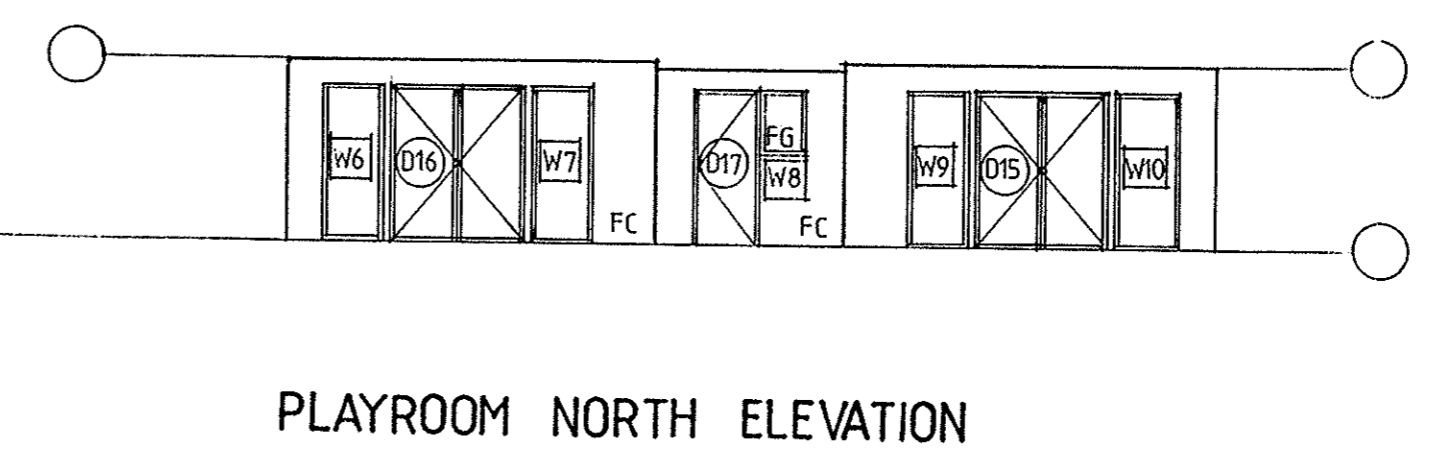
SOUTH ELEVATION



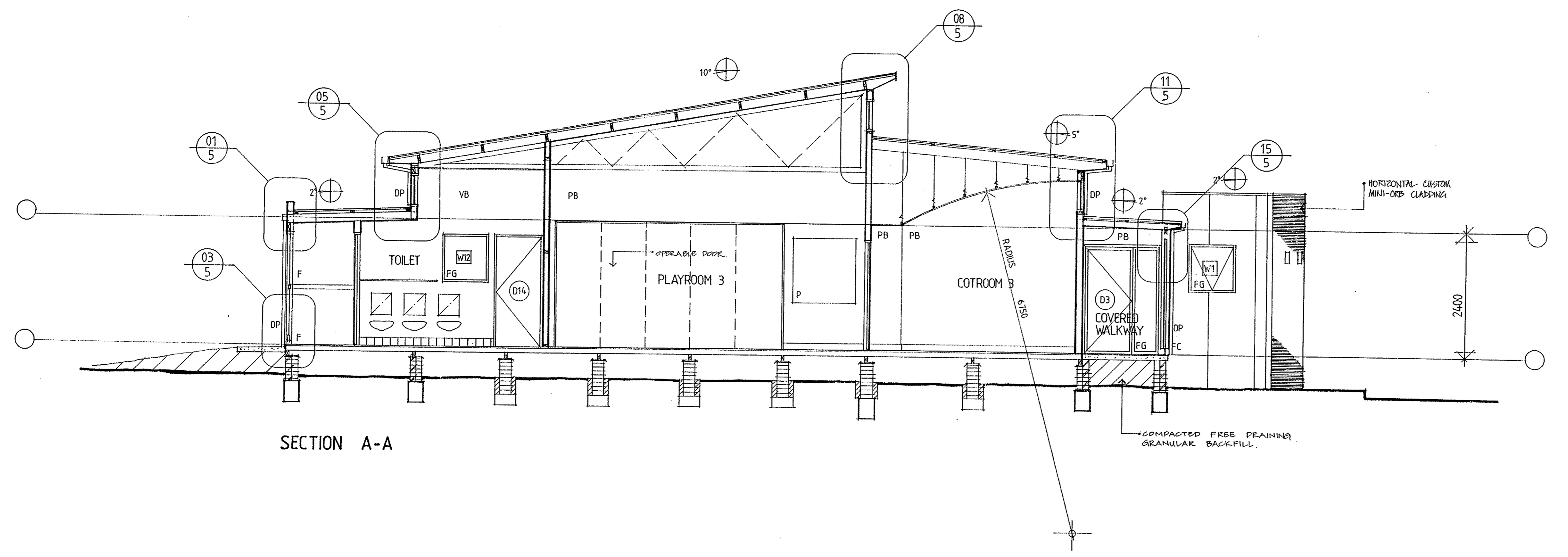
NORTH ELEVATION



EAST ELEVATION



PLAYROOM NORTH ELEVATION



SECTION A-A

A MISCELLANEOUS NOTES ADDED 8/8/94
 DOWNPIPES SHOWN
 GLASS BLOCKS TO W4 & W5 SHOWN

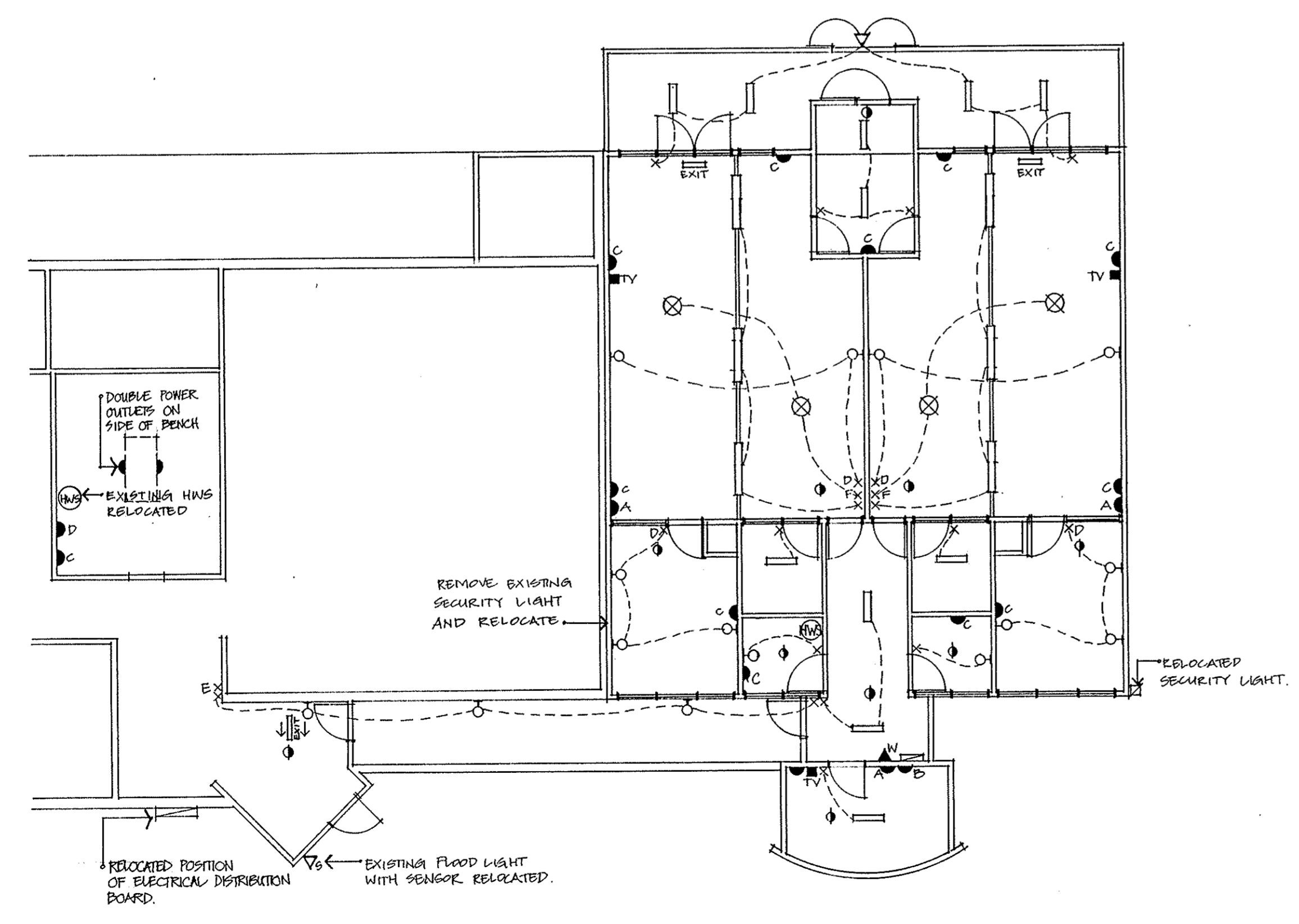
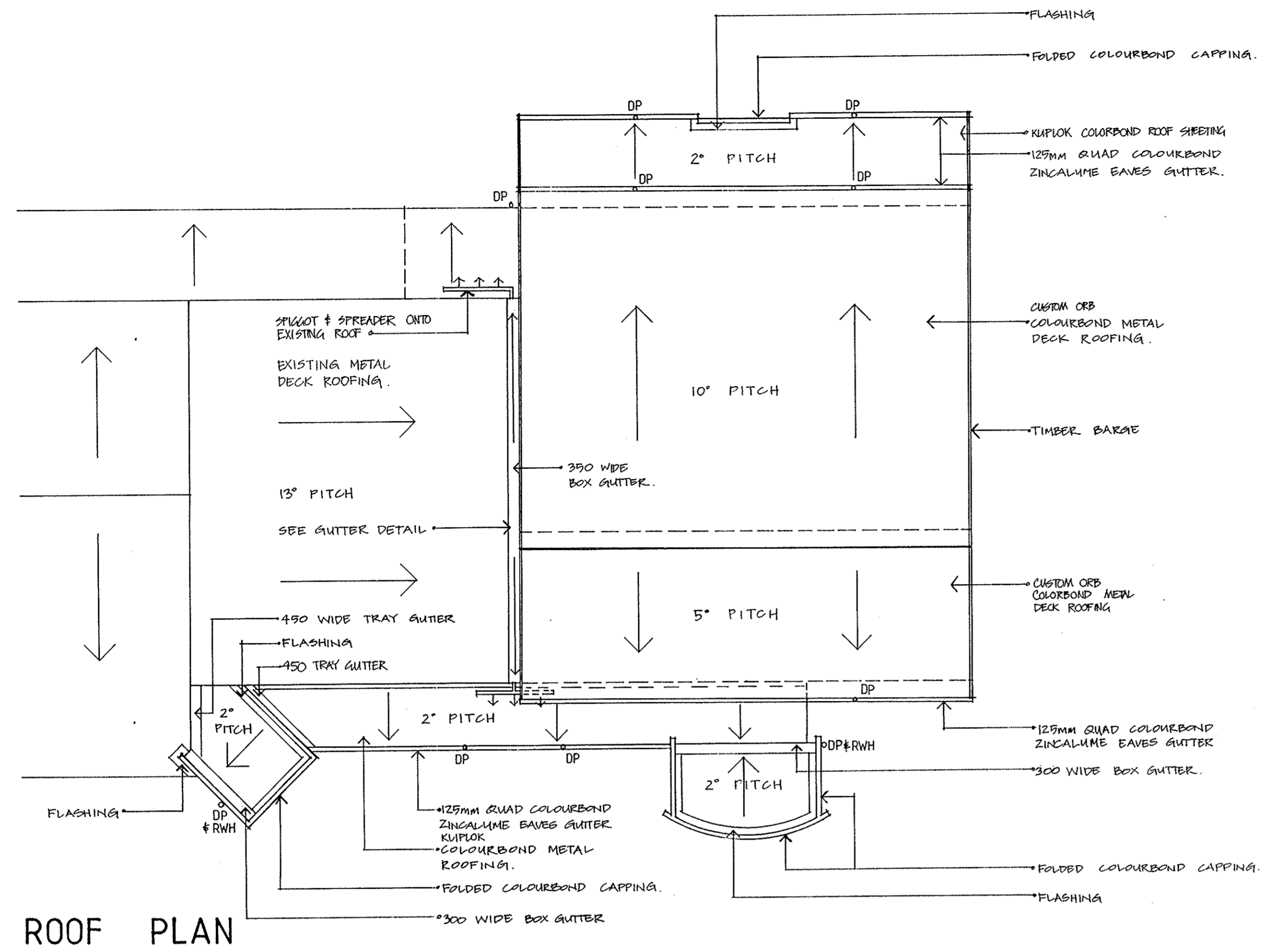
AMEN. DESCRIPTION DATE
 ©SUTERS ARCHITECTS SNELL PTY. LTD.
 CR. ROAD & TELFORD STREETS, NEWCASTLE NSW 2300
 TEL: (049) 26 5222 FAX: (049) 26 5251
 NO 1 BARRACK LANE, PARRAMATTA, N.S.W. 2150.
 TEL: (02) 635 3800 FAX: (02) 893 8749
 A.C.N. 003 842 635

PROJECT
EXTENSION TO METFORD CHILD CARE CENTRE
 LOCATION
 CHELMSFORD DRIVE
 METFORD
 CLIENT
 MAITLAND CITY COUNCIL
 TITLE
 ELEVATIONS & SECTION

DATE JUNE 94
 DRAWN GS MK
 SCALE 1:100 ; 1:50
 SHEET 2 OF 5
 DRAWING NUMBER 4178 WD 2 A

ALL DIMENSIONS IN MILLIMETRES UNLESS OTHERWISE SHOWN
 WORK TO FIGURED DIMENSIONS. DO NOT SCALE FROM
 DRAWINGS.
 CHECK ALL DIMENSIONS ON SITE PRIOR TO CONSTRUCTION.
 REPORT ANY DISCREPANCIES TO SUTERS ARCHITECTS SNELL.
 TO BE READ IN CONJUNCTION WITH ALL DOCUMENTS.

AL SHEET
 NOTES



- LEGEND**
- EXIT SIGNS.
 - OH WALL MOUNTED TRI-PHOSPHOR FLUORO LAMPS.
 - ELECTRICAL SUB-BOARD.
 - HOT WATER SERVICE.
 - 2x36 WATT FLUORESCENTS WITH DIFFUSER.
 - SECURITY LIGHT.
 - X LIGHT SWITCH.
 - XF FAN SWITCH.
 - XD LIGHT SWITCH WITH DIMMER CONTROL.
 - EMERGENCY LIGHTS.
 - DOUBLE GPO AT 300.
 - 1100.
 - 1400.
 - 1700.
 - TELEVISION.
 - WALL MOUNTED TELEPHONE.
 - CEILING FAN.
 - FLOOD LIGHT.
 - FLOOD LIGHT WITH SENSOR.
 - 2x18 WATT FLUORESCENTS WITH DIFFUSER.

A ADDITIONAL DPE TO HIGH LEVEL ROOF 8/10/94
 CLARIFICATION OF ROOF SHEET TYPE

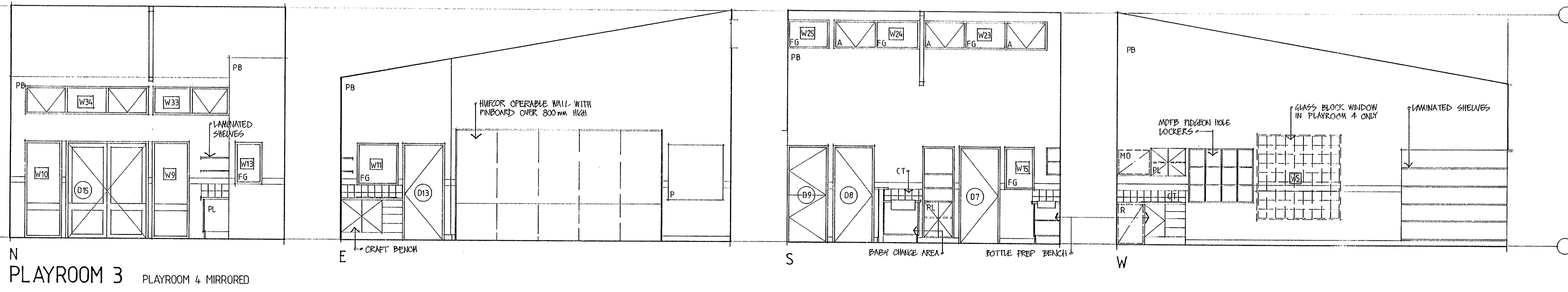
AMEN.	DESCRIPTION	DATE
	SUTERS ARCHITECTS SNELL PTY. LTD. CNR. BOND & TELFORD STREETS, NEWCASTLE NSW 2300 TEL: (049) 26 5222 FAX: (049) 26 5251 No 1 BARRACK LANE, PARRAMATTA, N.S.W. 2150. TEL: (02) 635 3800 FAX: (02) 893 8749 A.C.N. 003 842 635	
	PROJECT	
	EXTENSION TO METFORD CHILD CARE CENTRE	
LOCATION	CHELMSFORD DRIVE METFORD	
CLIENT	MAITLAND CITY COUNCIL	
TITLE	ROOF PLAN, ELECTRICAL PLAN	

DATE JUNE 94
 DRAWN MK GS
 SCALE 1:100
 SHEET 3 OF 5
 DRAWING NUMBER 4178 WD 3A

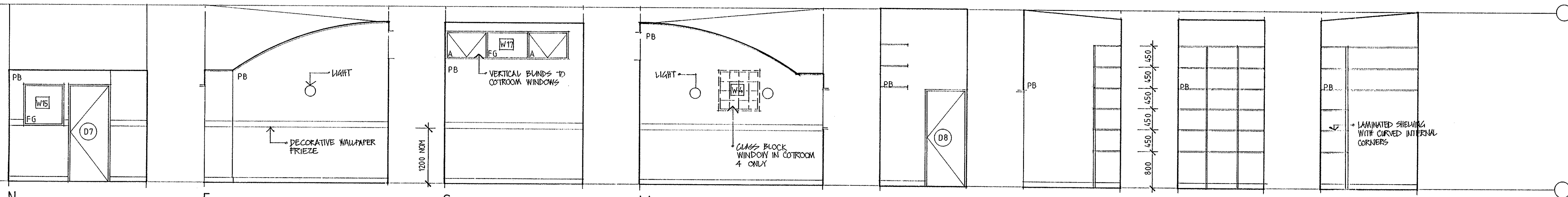
ALL DIMENSIONS IN MILLIMETRES UNLESS OTHERWISE SPECIFIED.
 REFER TO FIGURED DIMENSIONS, DO NOT SCALE FROM DRAWINGS.
 CHECK ALL DIMENSIONS ON SITE PRIOR TO CONSTRUCTION.
 REPORT ANY DISCREPANCIES TO SUTERS ARCHITECTS SNELL.
 TO BE READ IN CONJUNCTION WITH ALL DOCUMENTS.

A1 SHEET
 NOTES

- A AWNING SASH
- FG FIXED GLASS
- PB PLASTERBOARD
- VB VILLABOARD
- CT CERAMIC TILES
- WM WASHING MACHINE
- B WALL MOUNTED VANITY BASIN
- D DRYER
- PL PLASTIC LAMINATE
- PM PERFORATED METAL
- MO MICROWAVE OVEN
- R REFRIGERATOR

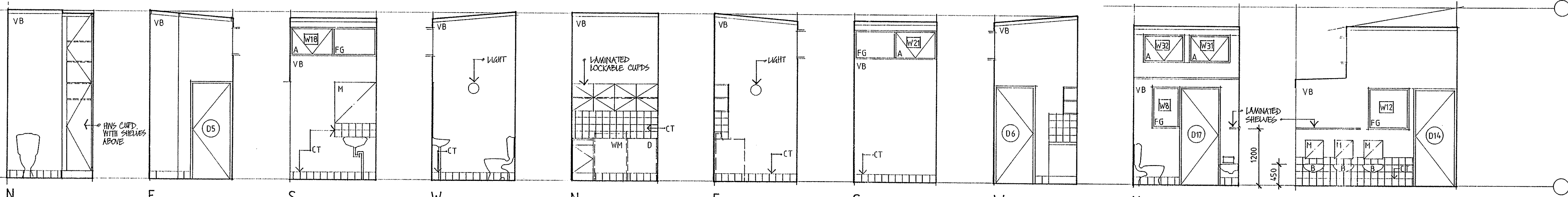


N PLAYROOM 3 PLAYROOM 4 MIRRORED



N COTROOM 3 COTROOM 4 MIRRORED

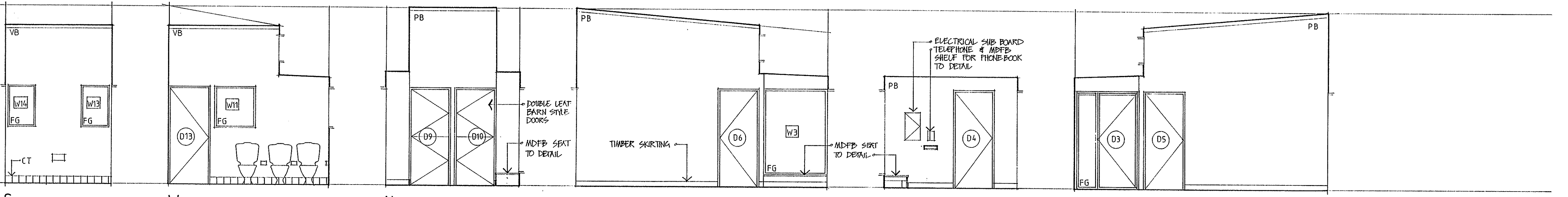
N STORE 3 STORE 4 MIRRORED



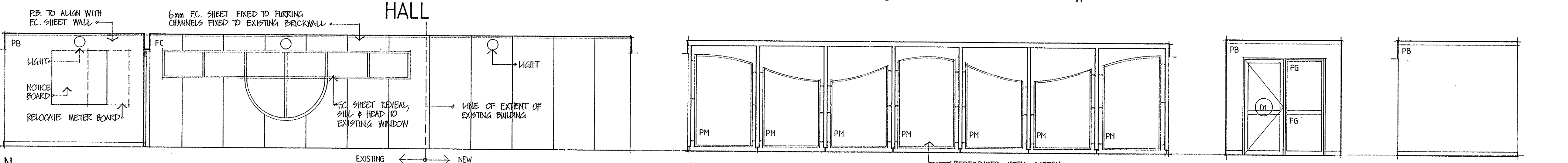
N STAFF W.C.

N LAUNDRY

N TOILET



N HALL



N ENTRY - COVERED WALKWAY

S COVERED WALKWAY

S.E. ENTRY

S.W.

A MISCELLANEOUS NOTES ADDED 01/04
 STAFF WC ALTERED TO ALLOW FOR HWS ENTRY & COVERED WALKWAY INCLUDED

AMEN. DESCRIPTION DATE
 ©SUTERS ARCHITECTS SNELL PTY. LTD.
 CTR. BOND & TELFORD STREETS, NEWCASTLE NSW 2300
 TEL: (049) 26 5222 FAX: (049) 26 5251
 PO 1 BARRACK LANE, FARMWATTA, N.S.W. 2150.
 TEL: (02) 635 3800 FAX: (02) 893 8749
 A.C.N. 003 842 635
 PROJECT

EXTENSION TO METFORD CHILD CARE CENTRE

LOCATION
 CHELMSFORD DRIVE
 METFORD

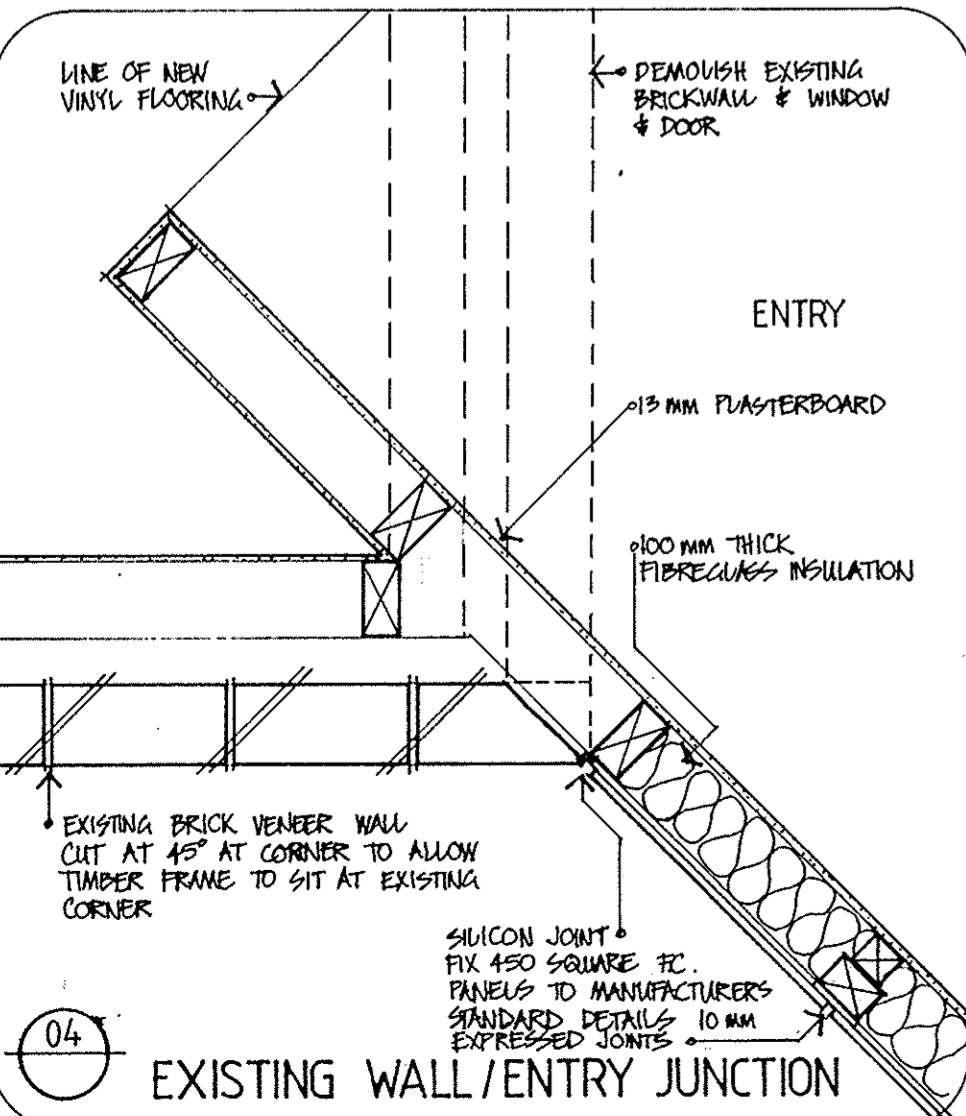
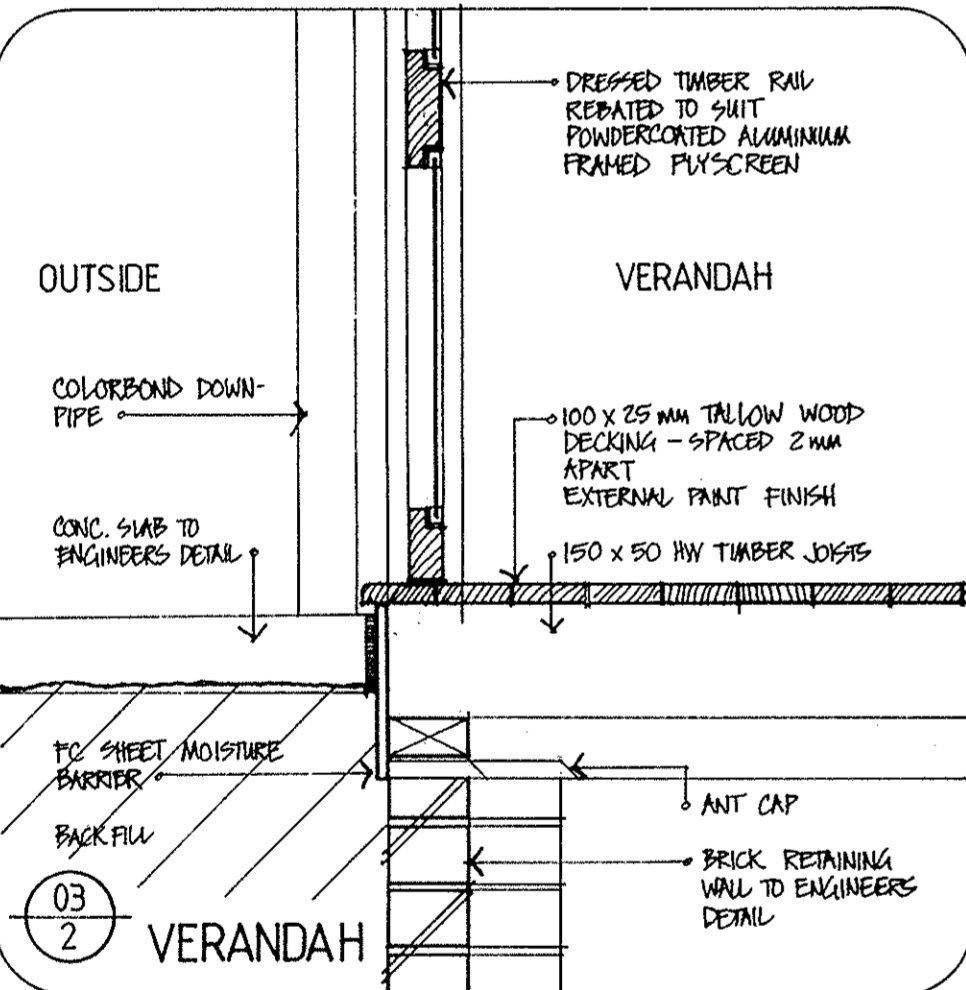
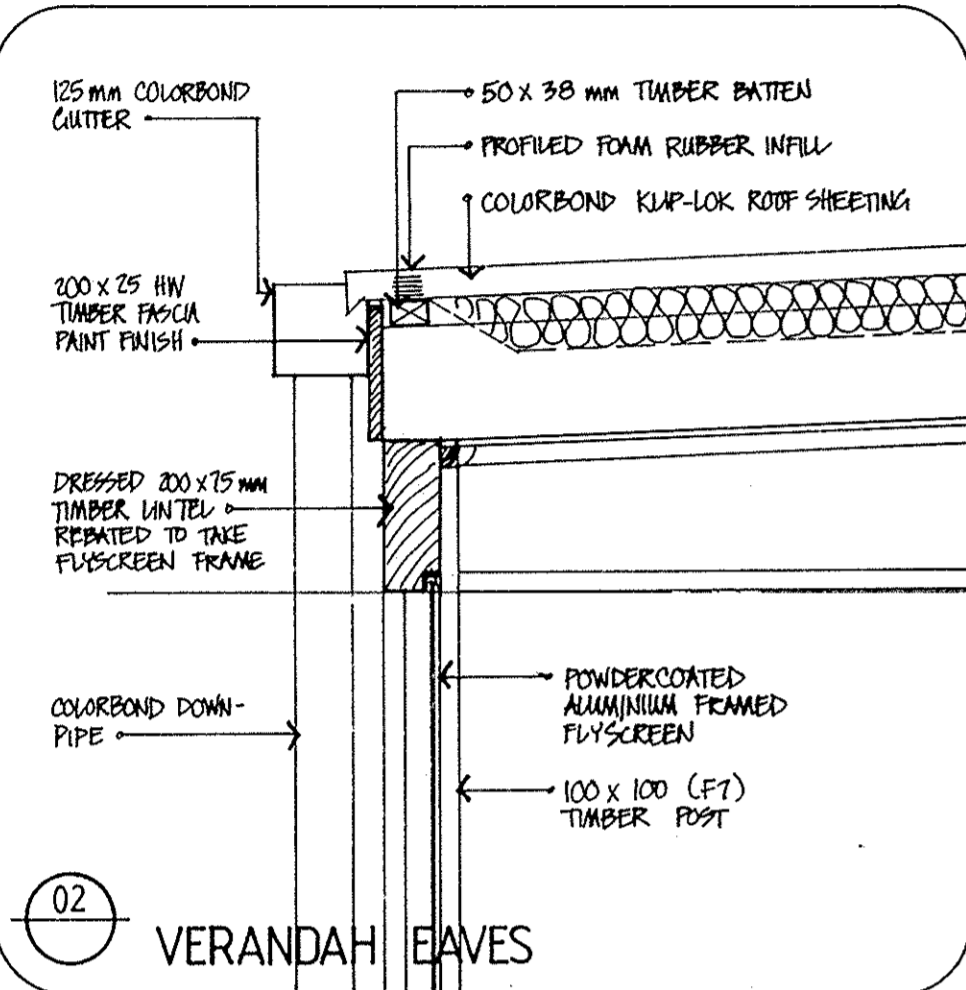
CLIENT
 MAITLAND CITY COUNCIL

TITLE
 INTERNAL ELEVATIONS

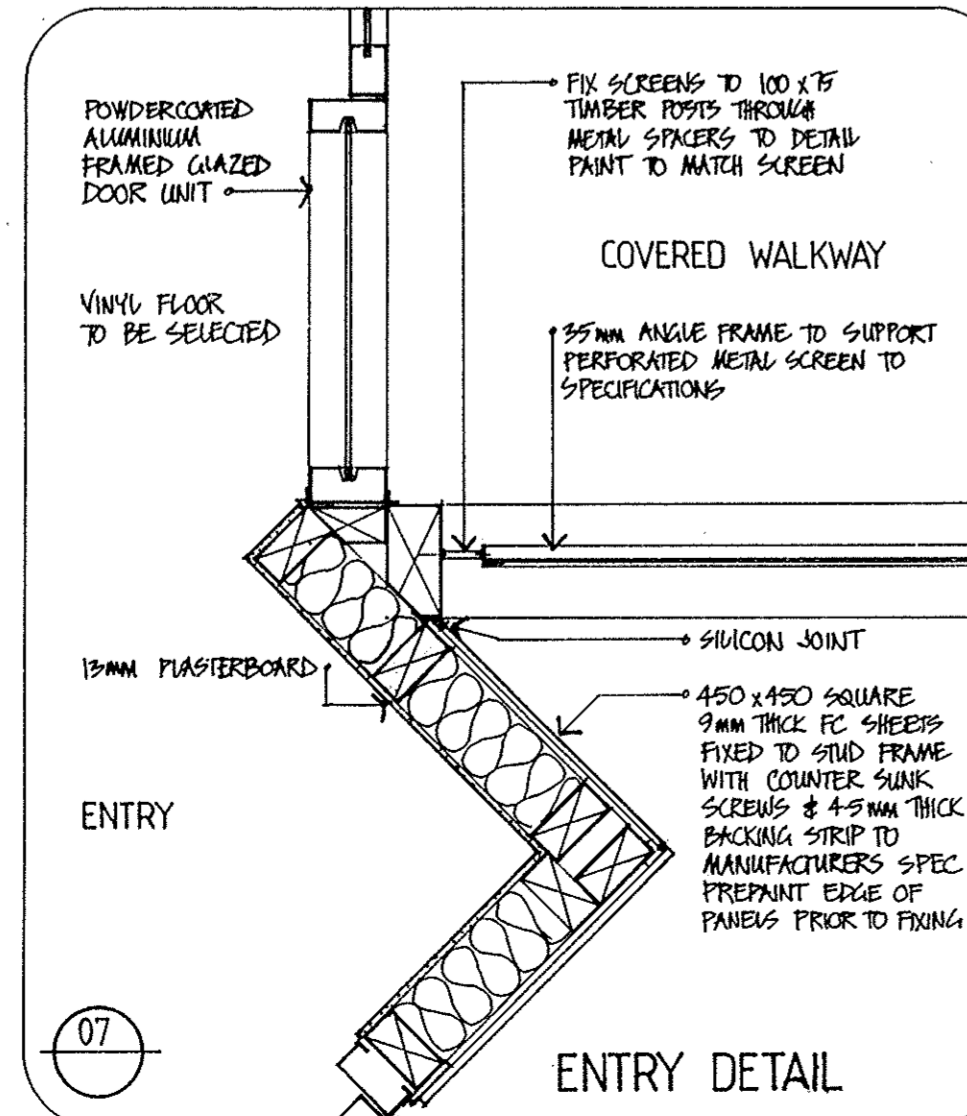
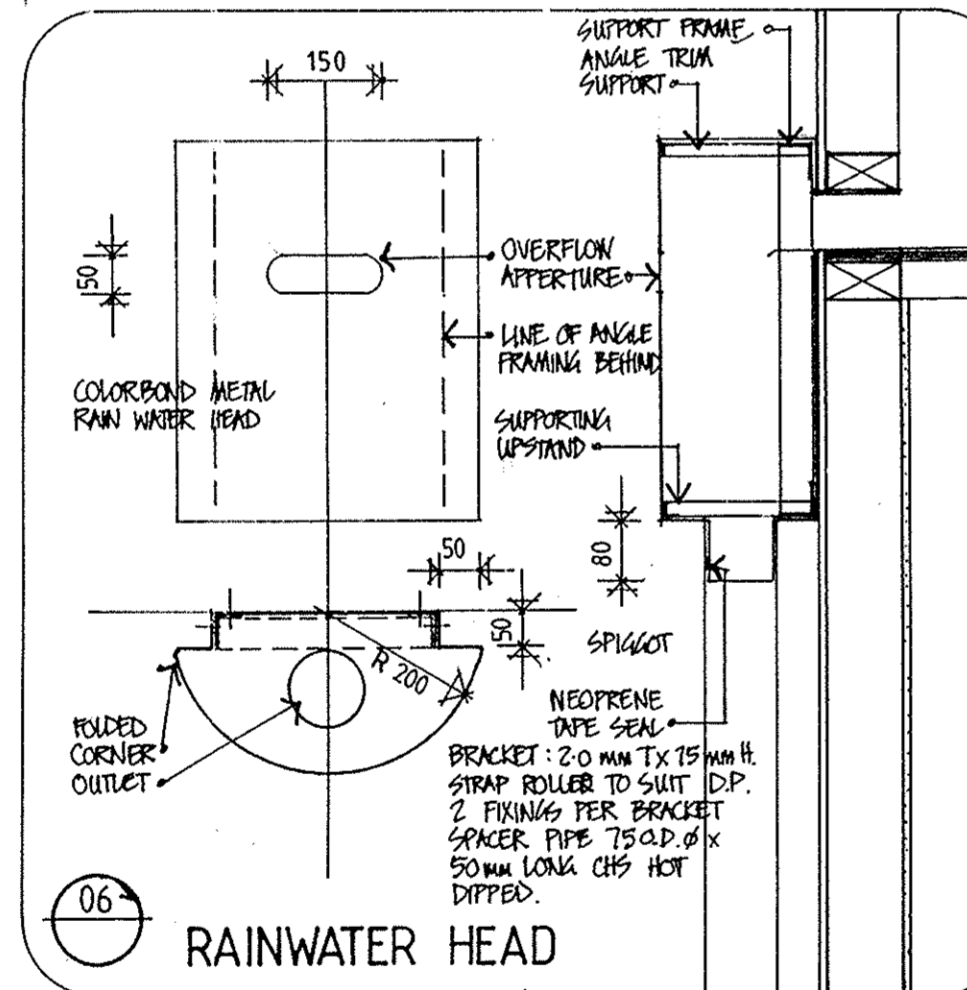
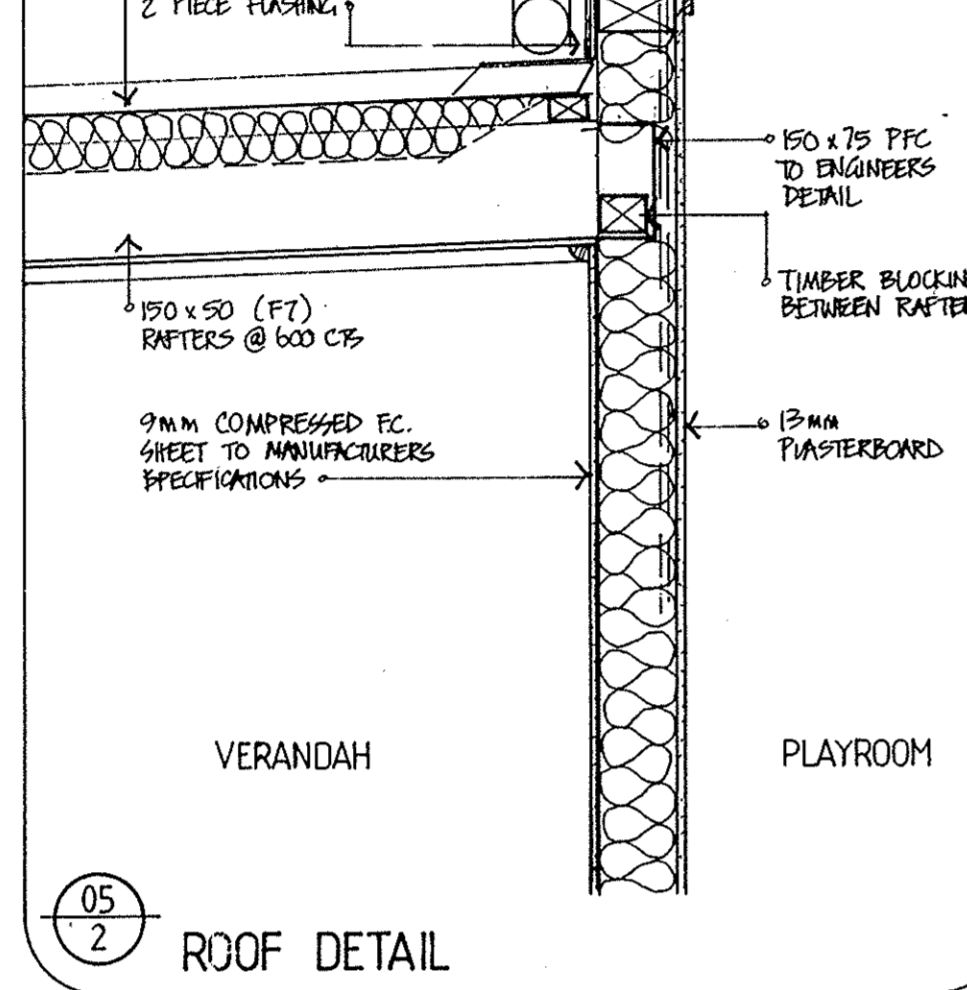
DATE JULY 1994
 DRAWN MK
 SCALE 1:50
 SHEET 4 OF 5
 DRAWING NUMBER 4178 WD 4 A

TO BE ADVISED

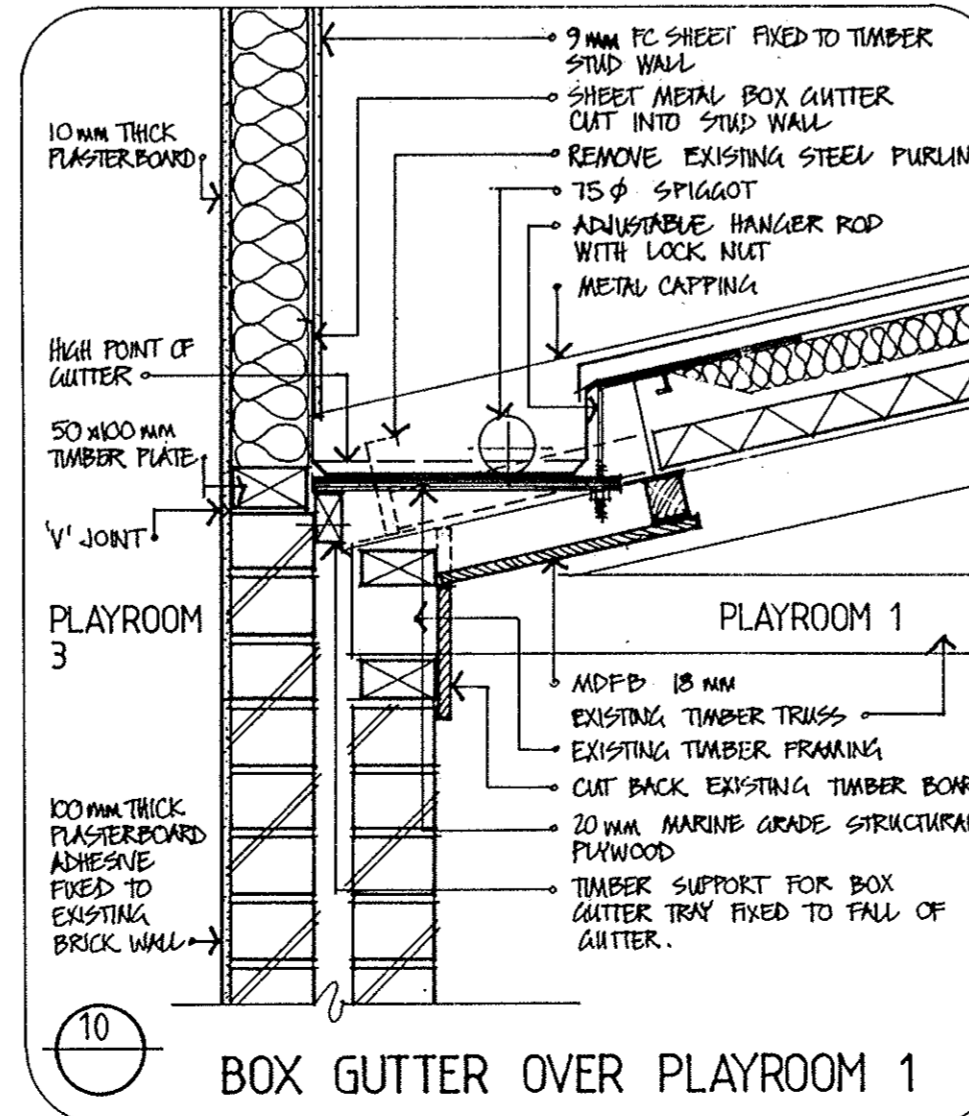
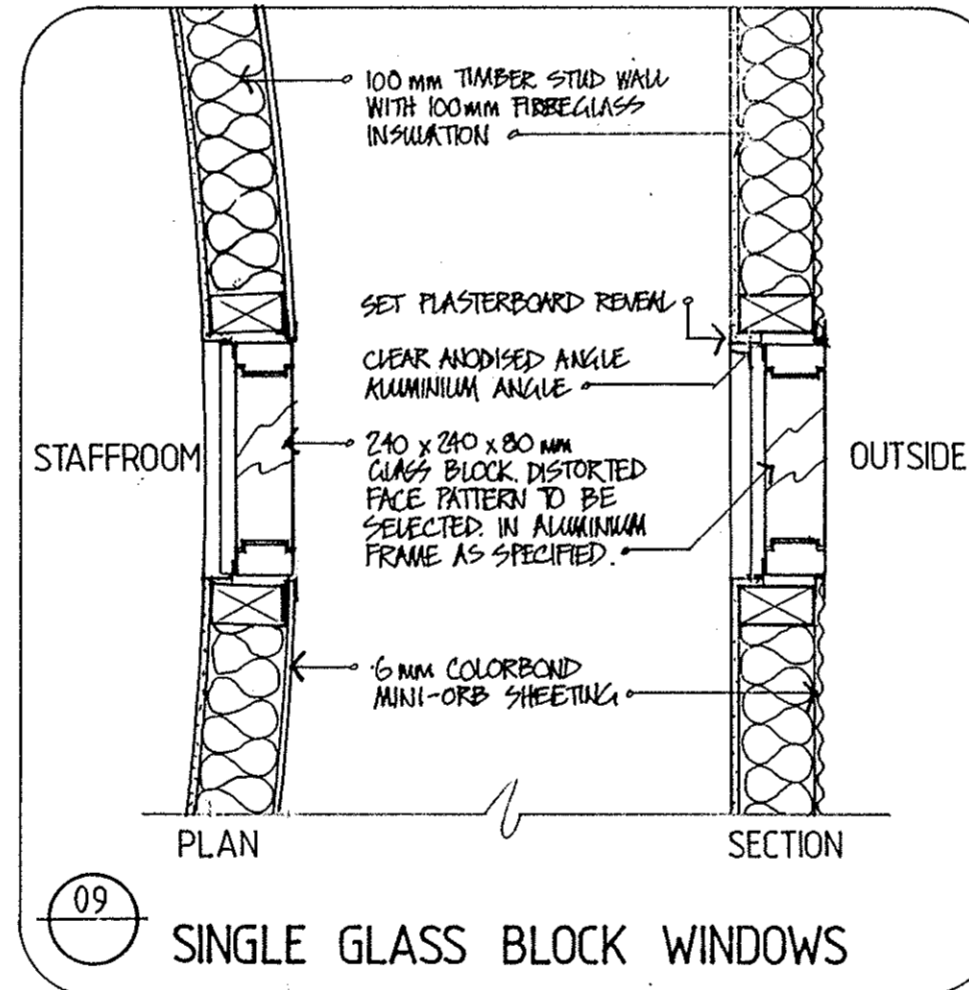
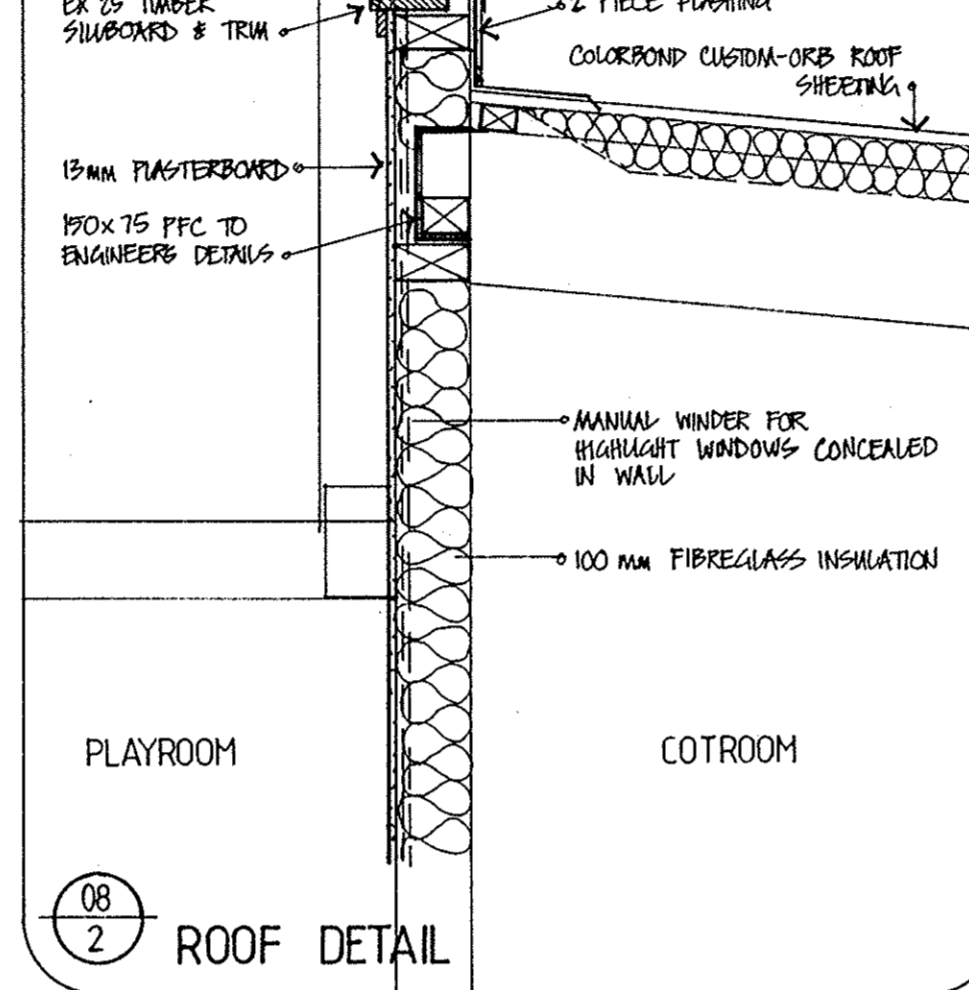
01
2 VERANDAH PARAPET



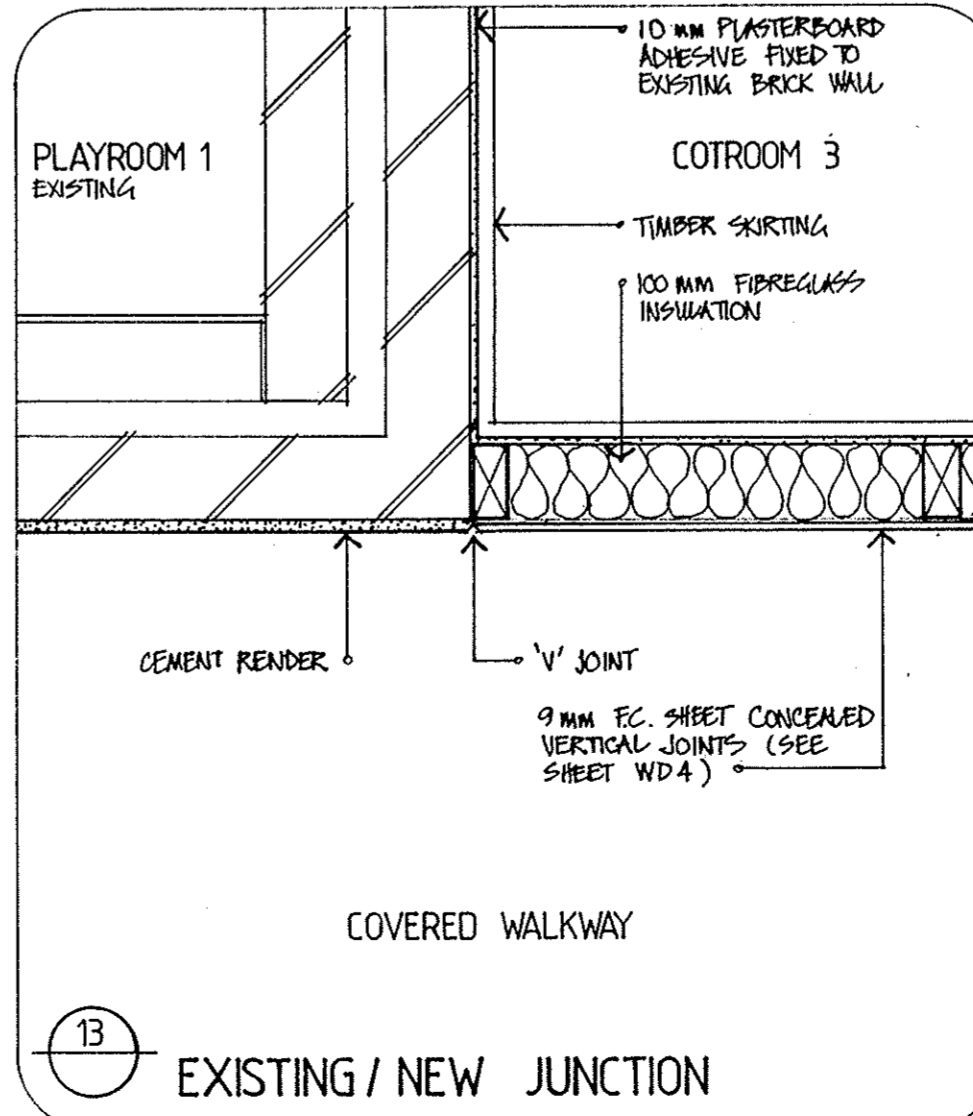
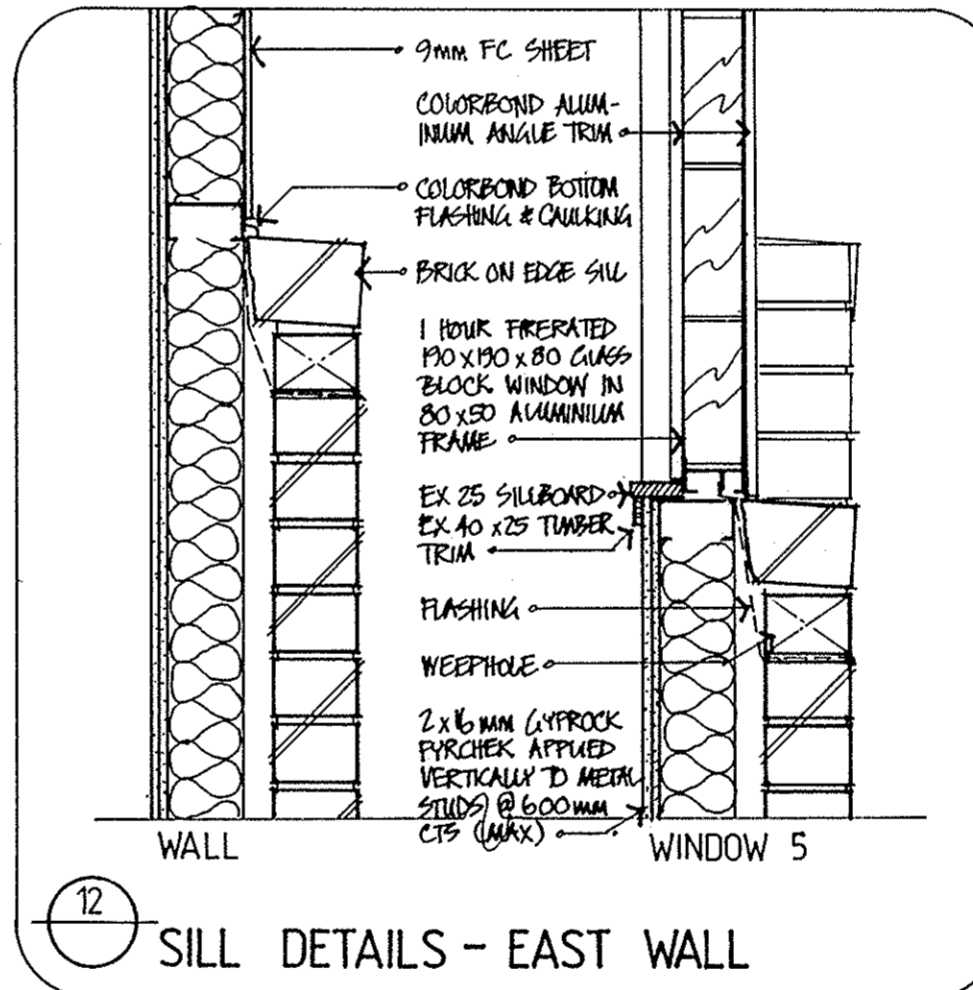
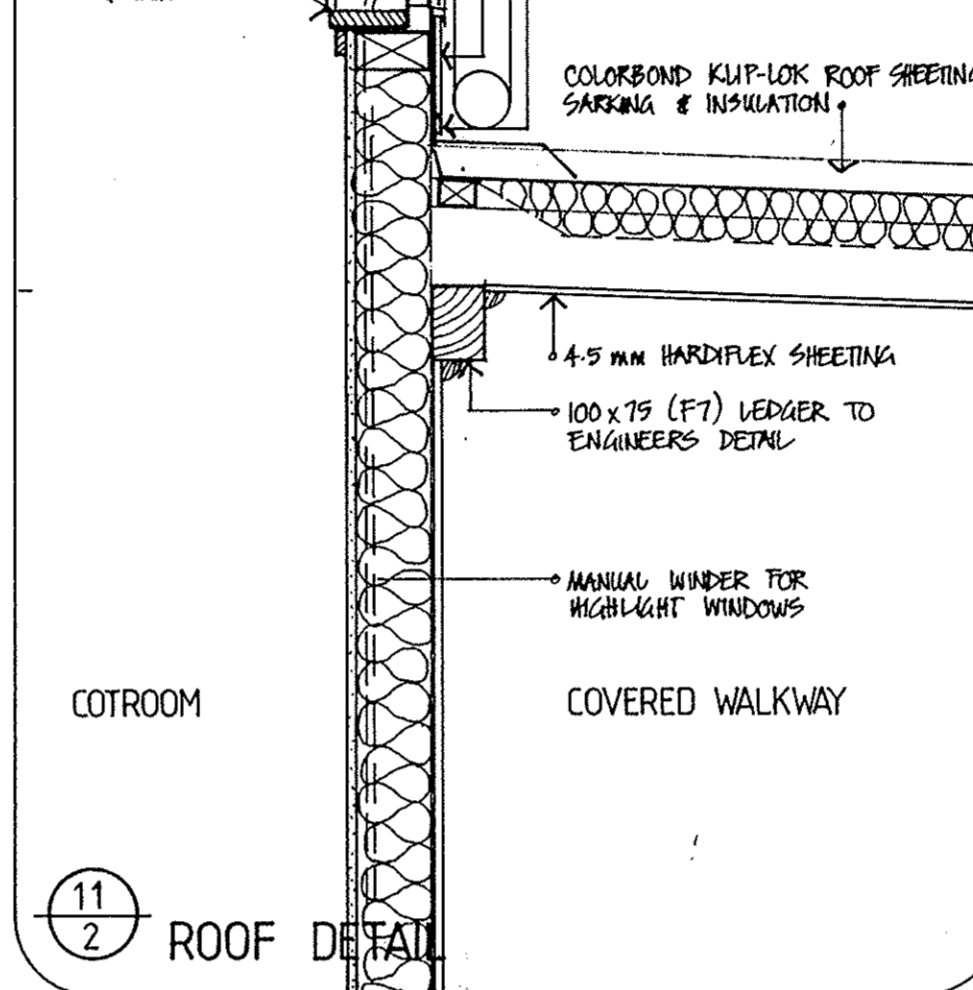
05
2 ROOF DETAIL



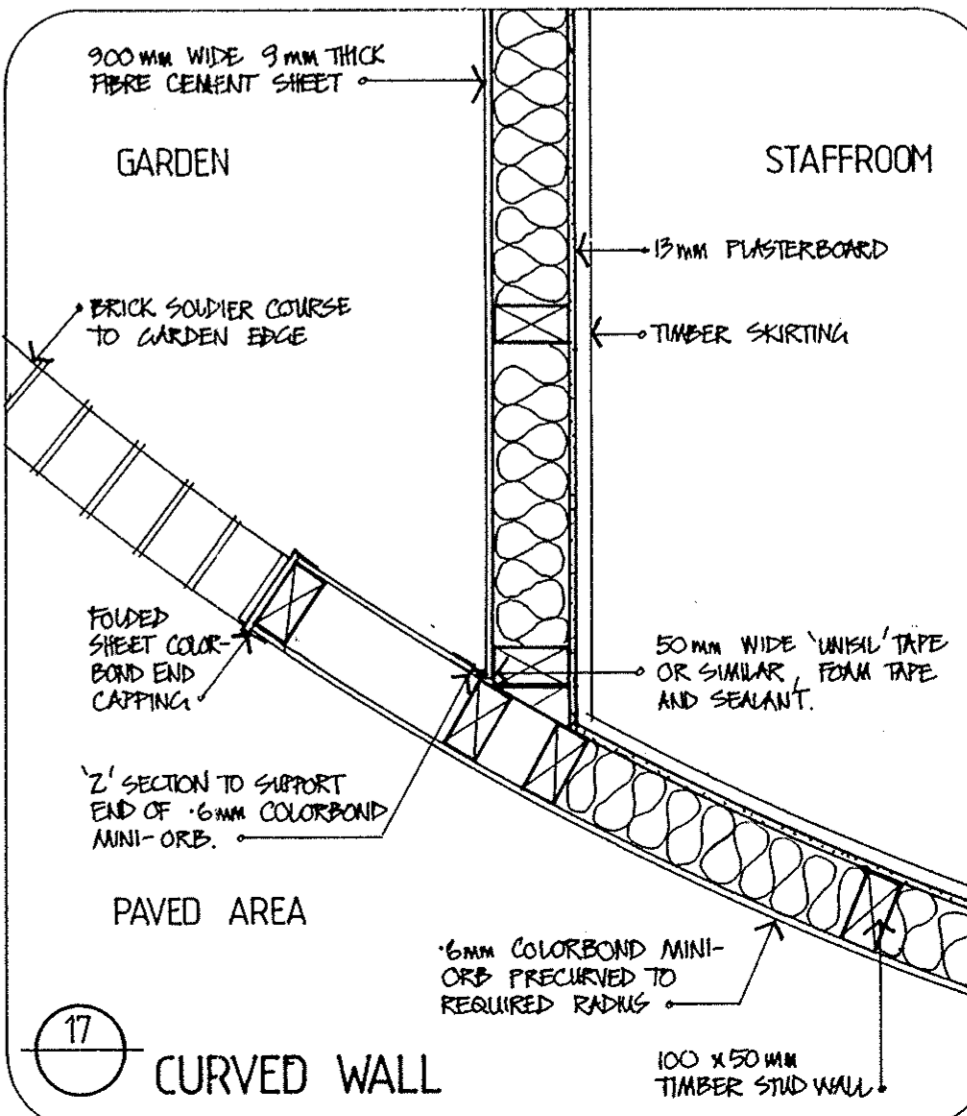
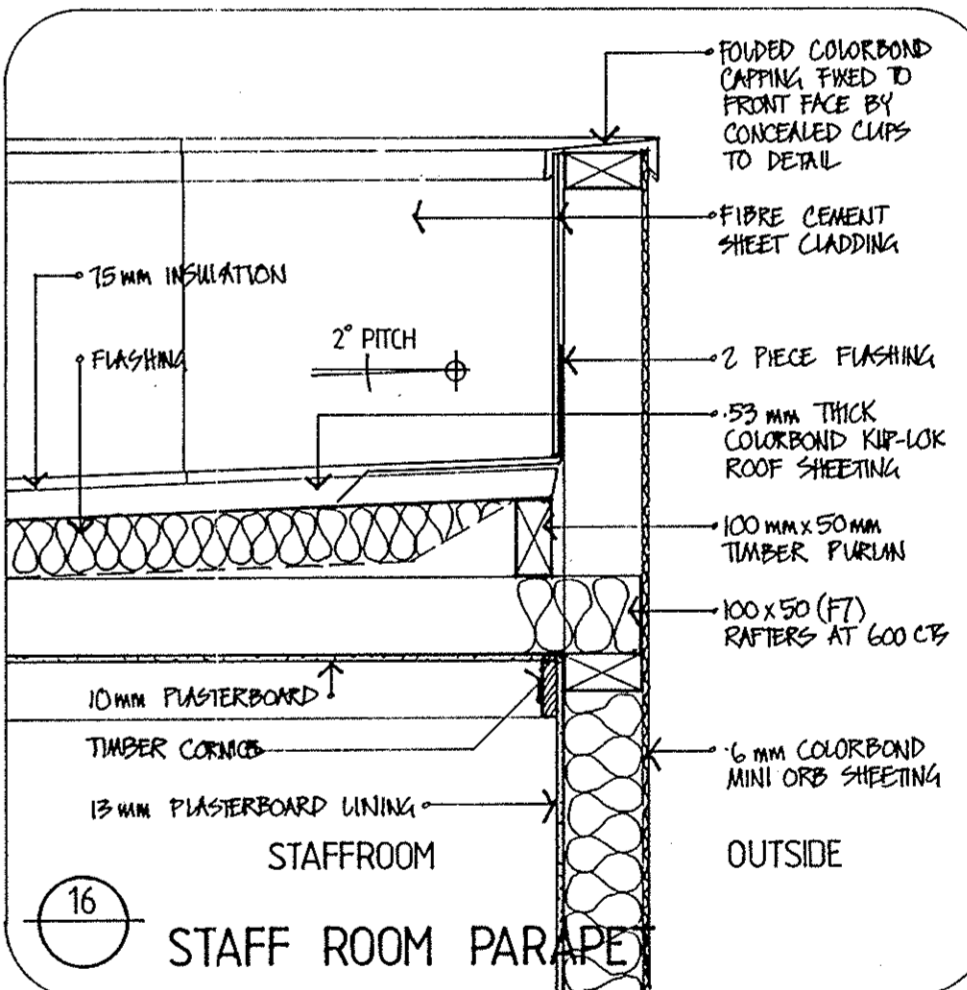
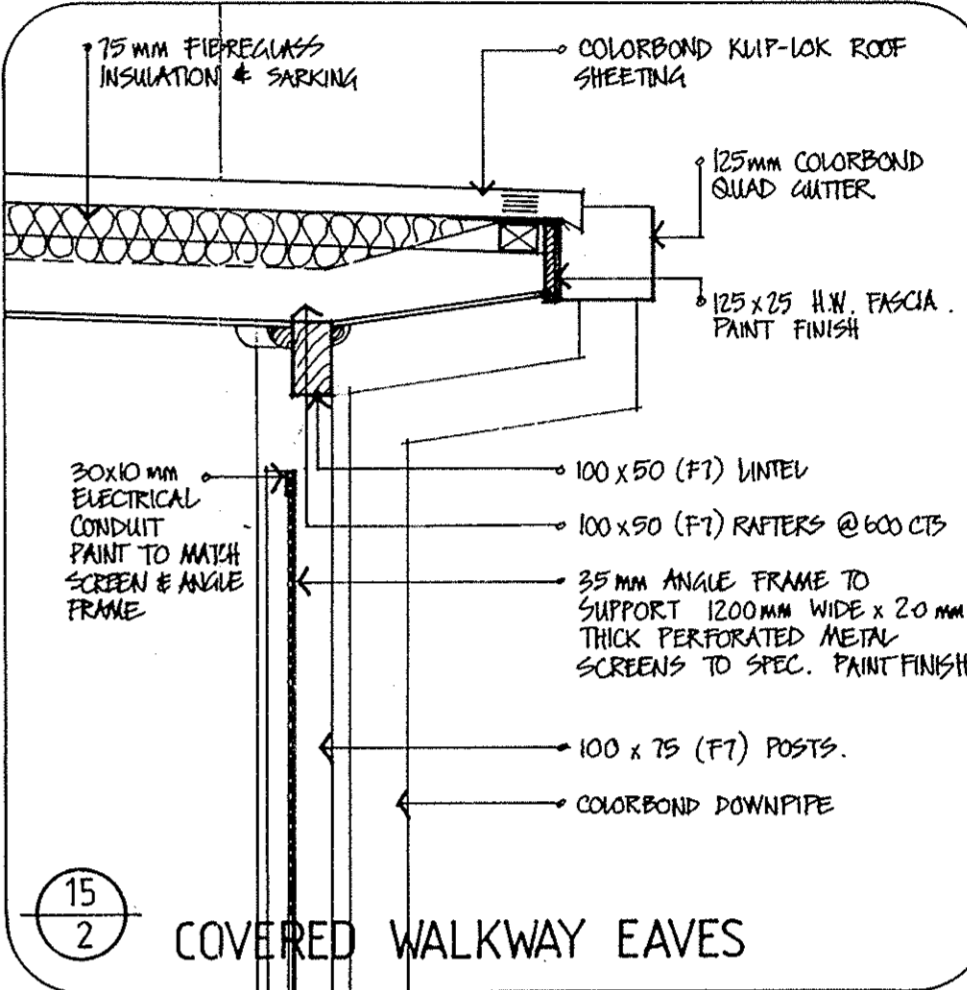
08
2 ROOF DETAIL



11
2 ROOF DETAIL



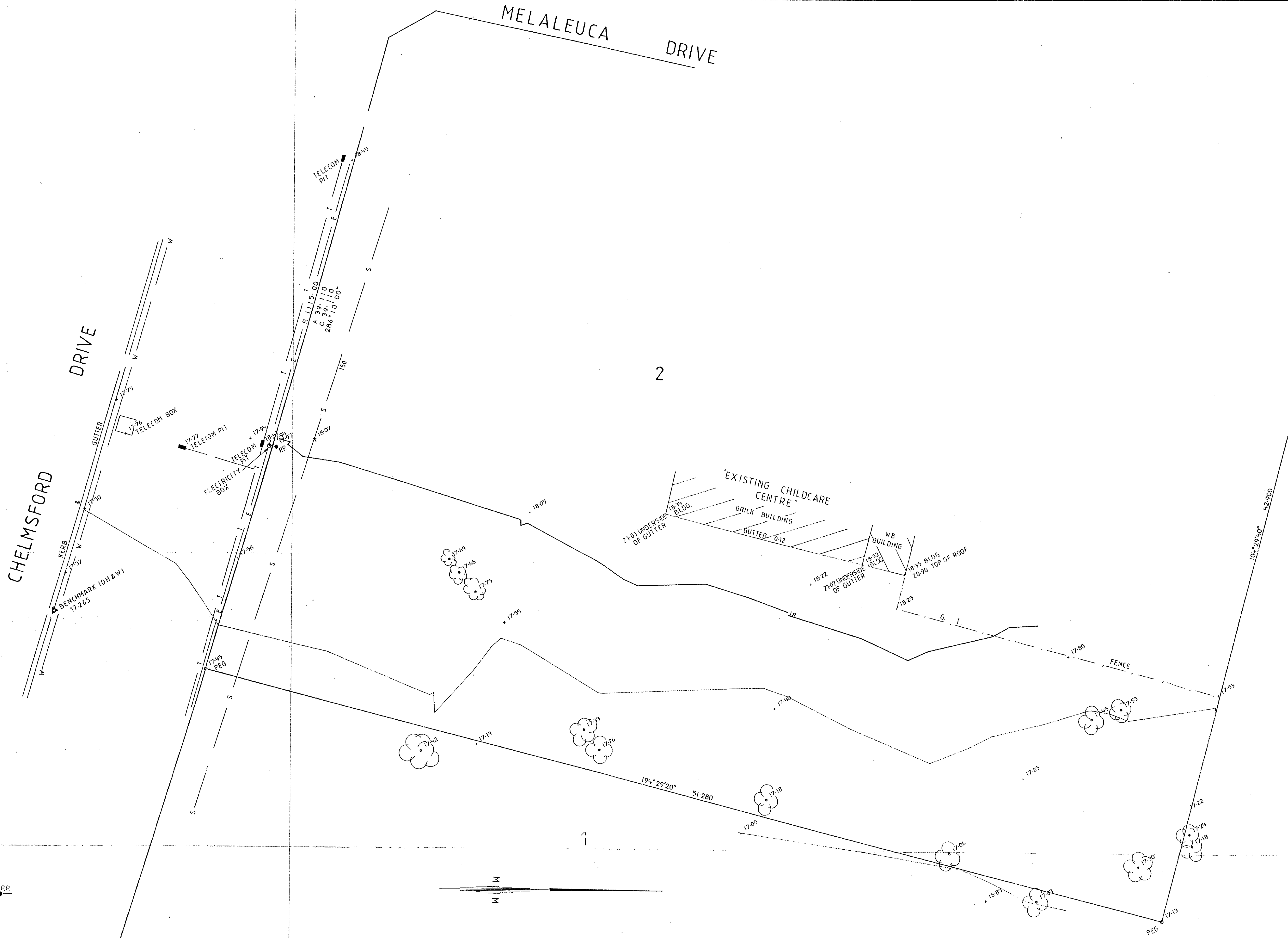
14
2 BOX GUTTER OVER STAFF ROOM



ALL DIMENSIONS IN MILLIMETRES UNLESS OTHERWISE SHOWN
WORK TO FIGURED DIMENSIONS. DO NOT SCALE FROM
DRAWINGS.
CHECK ALL DIMENSIONS ON SITE PRIOR TO CONSTRUCTION.
REPORT ANY DISCREPANCIES TO SUTERS ARCHITECTS SNELL.
TO BE READ IN CONJUNCTION WITH ALL DOCUMENTS.

AL SHEET
NOTES

AMEN. DESCRIPTION DATE
©SUTERS ARCHITECTS SNELL PTY. LTD.
CHR. BOND & TELFORD STREETS, NEWCASTLE NSW 2300
TEL: (049) 26 5222 FAX: (049) 26 5251
NO 1 BARRACK LANE, PARRAMATTA, N.S.W. 2150.
TEL: (02) 635 3800 FAX: (02) 893 8749
A.C.N. 003 842 635
PROJECT
**EXTENSION TO METFORD
CHILD CARE CENTRE**
LOCATION
CHELMSFORD DRIVE
METFORD
CLIENT
MAITLAND CITY COUNCIL
TITLE
DETAILS
DATE
AUG 1994
DRAWN
SCALE
1:10
SHEET
5 OF 5
DRAWING NUMBER
4178 WD 5
SUTERS ARCHITECTS SNELL




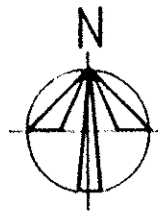
LEGEND

WATER	=W	W
SEWER	-S	S-
TELECOM	-T	T-
ELECTRICITY	-E	E-●



NOTE: A.H.D. (H.D.W.B. B.M. 3505)

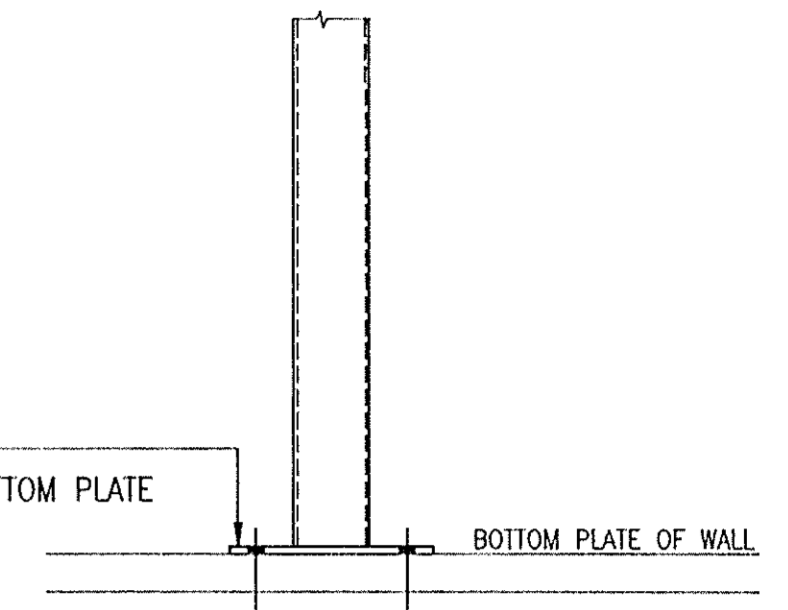
SCOTT CRISP CASHIMERE  MAITLAND P.L. CONSULTANTS in SURVEYING PLANNING & ENGINEERING	CLIENT	M.C.C.	SURVEYED	SCALE	1:100
	JOB	METFORD CHILDCARE CENTRE	TRACED	DATUM	A.H.D.
COMPUTER NO: 775	CHECKED		DATE	14-7-1994	SHEET NO. OF SHEETS
	THIS DRAWING	DETAIL PLAN	SURVEYORS REF.	57724-2 MET 1	



Member Schedule

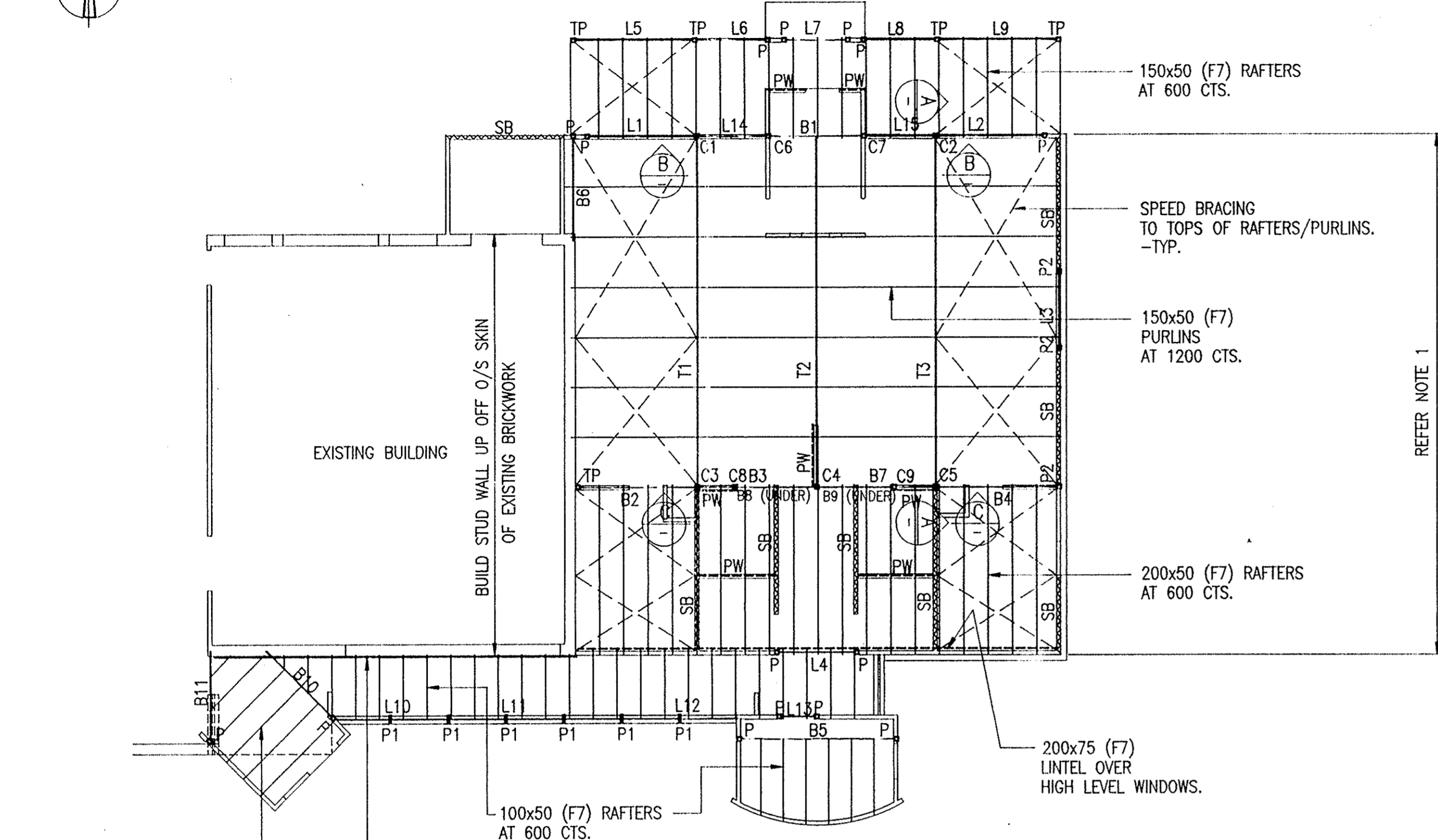
ITEM	SIZE	REMARKS
C1 TO C9	89x89x3.5 SHS	PROVIDE 8 THK. CLEAT OFF C1,C2,C3,C5 FOR SUPPORT OF L1,L2,B2,B4.
T1 TO T3	TRUSS TO MANUFACTURERS DETAILS.	
P1	100x75 (F7)	
P	COMPOSITE STUD	
TP	100x100 POST (F7)	
PW	PLYWOOD BRACING PANEL TO MANUFACTURERS DETAILS.	
SB	TECO DIAGONAL SPEED BRACING TO WALLS.	
P2	DOUBLE "RONDO" STEEL STUD	
L14,L15,B1	150x75PFC	
B3,B7,B8,B9	150x75PFC	
L5,L6,L8,L9,L1,L2	200x75 (F7)	
L7,L3,L4,B10,B11	150x75 (F7)	
B2,B4,B6	200x75 (F7)	
B5	150UB14	
L10 TO L13	100x50 (F7)	

10 THK. BASE PLATE
2 M12 BOLTS THRU BOTTOM PLATE

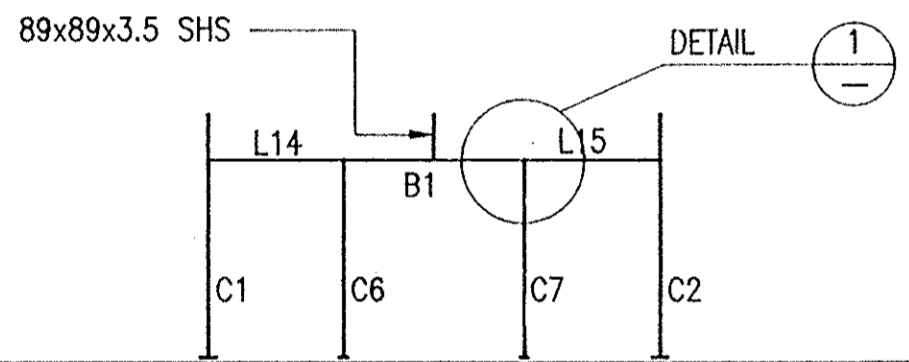


TYP. BASE PLATE DETAIL FOR STEEL POSTS

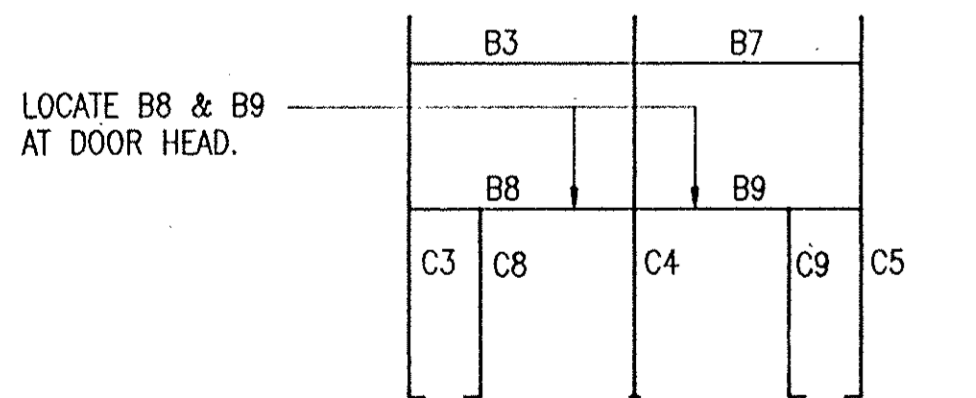
NOTE 1
THIS SIDE WALL TO BE CONSTRUCTED OF STEEL STUDS USING RONDO SYSTEM. STUDS TO BE 92.1x1.15 LIPPED CHANNELS AT 450 CTS. PROVIDE DOUBLE STUDS ADJACENT WINDOW OPENING AND WHERE STUD HEIGHT EXCEEDS 4600.



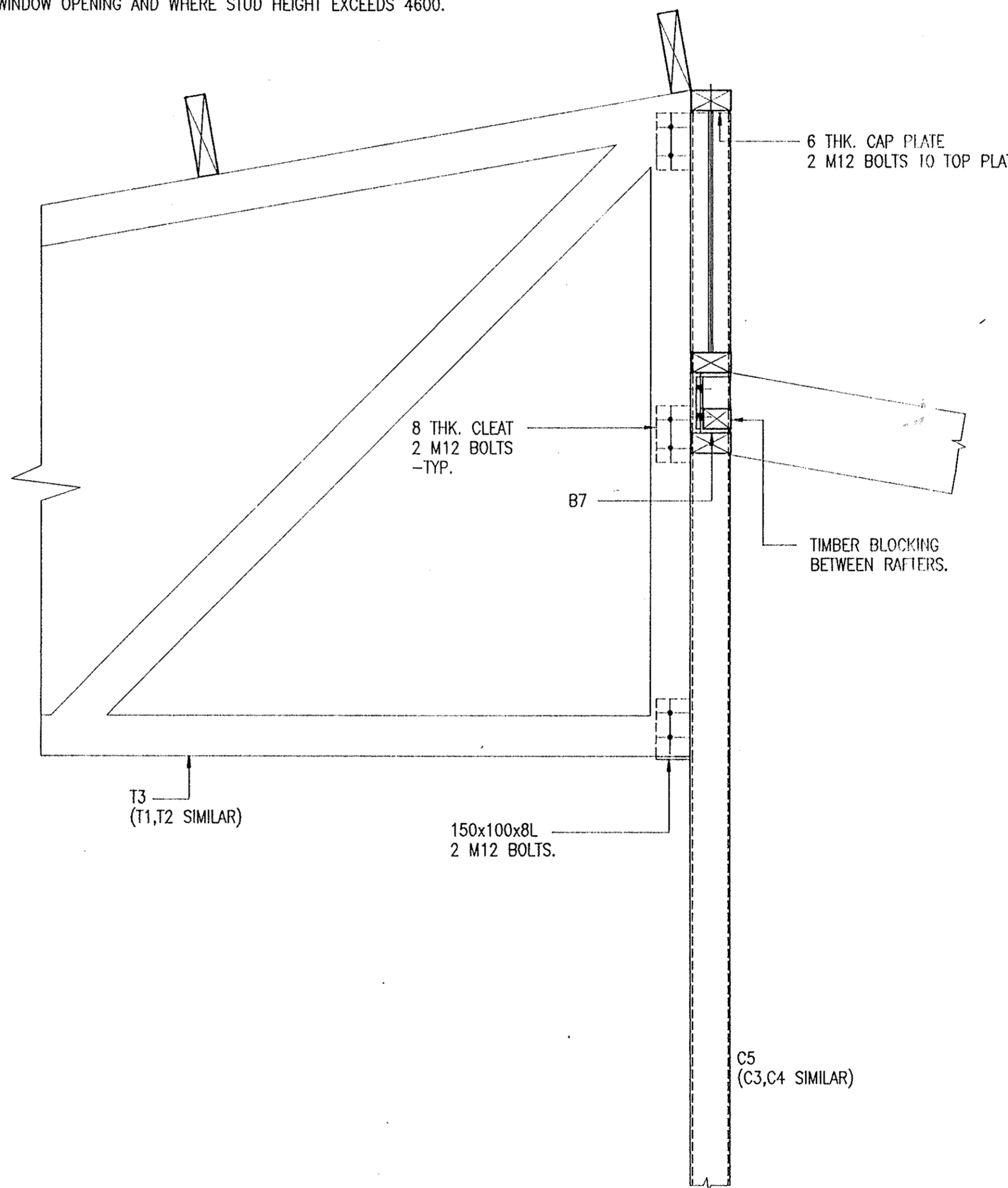
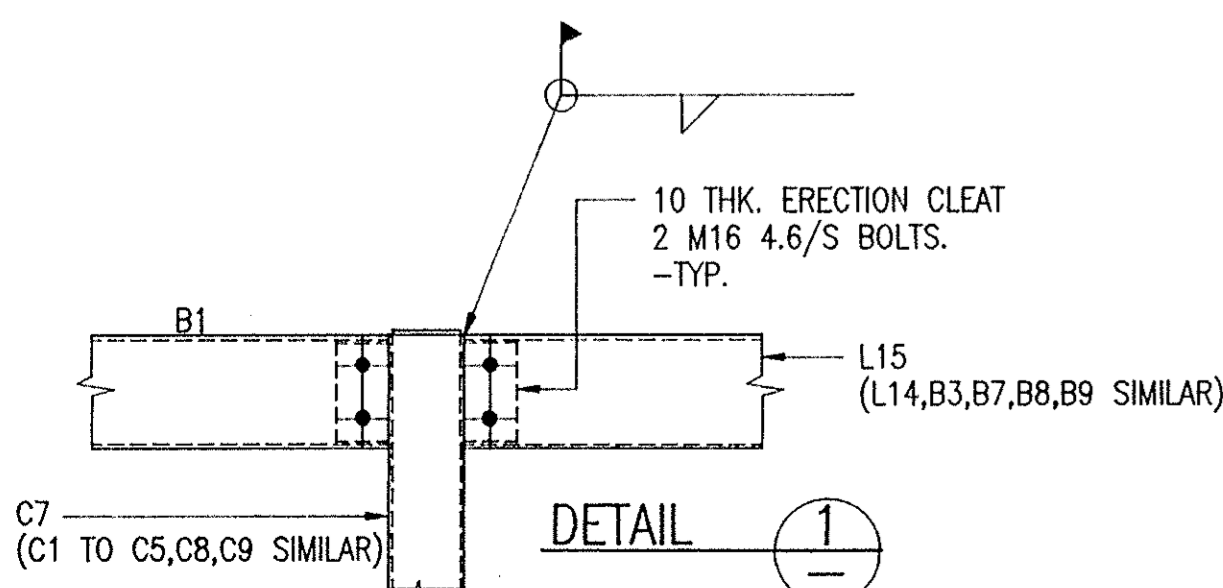
ROOF FRAMING PLAN



SECTION B
NOTE: FRAME TO BE FULLY WELDED.



SECTION C
NOTE: FRAME TO BE FULLY WELDED.



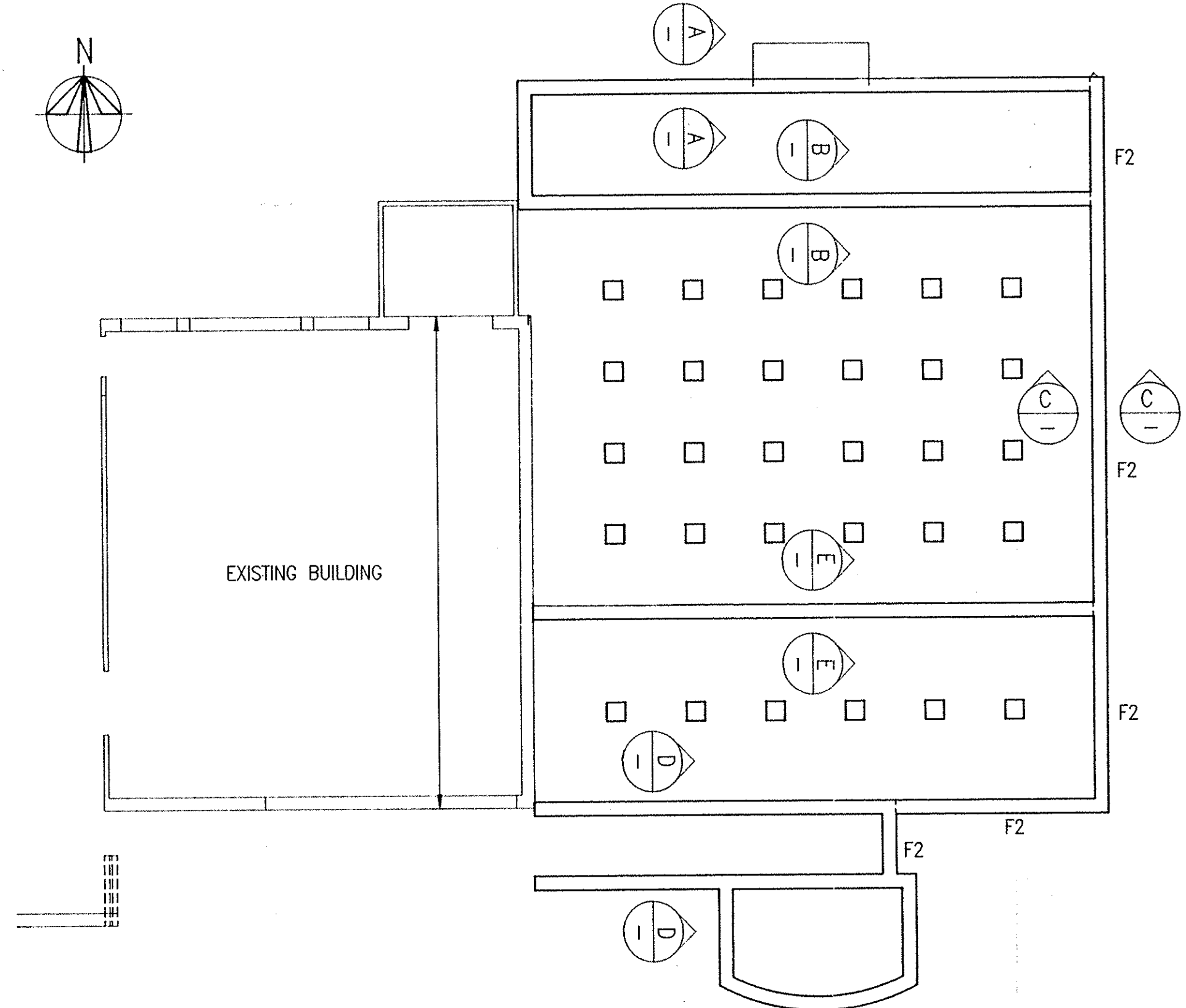
SECTION A

- STRUCTURAL STEEL
- ALL WORKMANSHIP AND MATERIALS SHALL BE IN ACCORDANCE WITH AS 1250 AND AS 1254 EXCEPT WHERE VARYED BY CONTRACT DOCUMENTS.
 - UNLESS OTHERWISE NOTED ALL STEEL SHALL BE IN ACCORDANCE WITH AS 1294 STRUCTURAL STEELS - ORDINARY WELDABLE GRADES AS 1294 WELDED AND STAINLESS STEEL - WELDED SECTIONS FOR GENERAL STRUCTURAL PURPOSES (METRIC UNITS).
 - AS 1538 SAA GALVANIZED STEEL STRUCTURES CODE.
 - CONNECTIONS WILL BE PROVIDED TO CARRY THE REACTIONS NOTED UNLESS OTHERWISE DETAIL.
 - THE BUILDER SHALL PREPARE WORKSHOP DRAWINGS AND SHALL SUBMIT THREE (3) COPIES OF EACH DRAWING FOR APPROVAL. FABRICATION SHALL NOT COMMENCE UNTIL APPROVAL HAS BEEN RECEIVED.
 - ALL BOLTS SHALL BE UNF.
 - ALL WELDS SHALL BE FULL PENETRATION BUTT JOINTS UNLESS OTHERWISE NOTED.
 - ALL WELDS SHALL BE FULLY WELDED.
 - WELD TYPE AND INSTALLATION PROCEDURE SHALL BE DETAIL AS FOLLOWS:
4.6/5 COMMERCIAL BOLTS OF STRENGTH GRADE 4.6 MANUFACTURED TO AS 1111
TYPED USING A STANDARD WRENCH TO A SLOTTED CONE
8.8/8 HIGH STRENGTH STRUCTURAL BOLTS OF STRENGTH GRADE 8.8 MANUFACTURED TO AS 1252 IDENTIFIED USING A STANDARD WRENCH TO A SLOTTED CONE
8.8/8 & 8.8/8 HIGH STRENGTH STRUCTURAL BOLTS OF STRENGTH GRADE 8.8 CONFORMING TO AS 1252 FULLY TYPED IN A CONTROLLED MANNER TO THE REQUIREMENTS OF AS 1252 WHERE 8.8/8 OR 8.8/8 BOLTS ARE USED THESE SHALL BE INSTALLED IN ACCORDANCE WITH AS 1211 AND SHALL BE IDENTIFIED TO THE CORRECT DESIGN USING APPROVED LOAD INDICATING METHODS. CONTACT SURFACES OF ALL TP BOLTED CONNECTIONS SHALL BE LEFT UNPAINTED.
CONCRETE CASTED STEELWORK SHALL BE WRAPPED WITH 100mm AT 150 CENTRES AND SHALL HAVE A MINIMUM OF 50 COVER UNLESS NOTED OTHERWISE.
 - STRUCTURAL STEELWORK SHALL HAVE THE FOLLOWING SURFACE TREATMENT IN ACCORDANCE WITH THE SPECIFICATION.
- | ELEMENT | SURFACE PREPARATION | PRIMING | FINISH COAT |
|--------------------------------|---------------------|-------------------|-------------|
| ALL U.N.O BUILT INTO BRICKWORK | CLASS 2.5 | R.O.Z.P | REFER SPEC |
| | | HOT DIP GALVANIZE | |
- THE ENDS OF ALL HOLLOW SECTIONS SHALL BE SEALED WITH MINIMUM OF 3mm THICK PLATE UNLESS NOTED OTHERWISE.
 - THE BUILDER SHALL PROVIDE ALL CLEATS AND DRILL ALL HOLES NECESSARY FOR FITTING STEEL TO STEEL AND THROUGH WHETHER OR NOT DETAIL IN THE DRAWING.

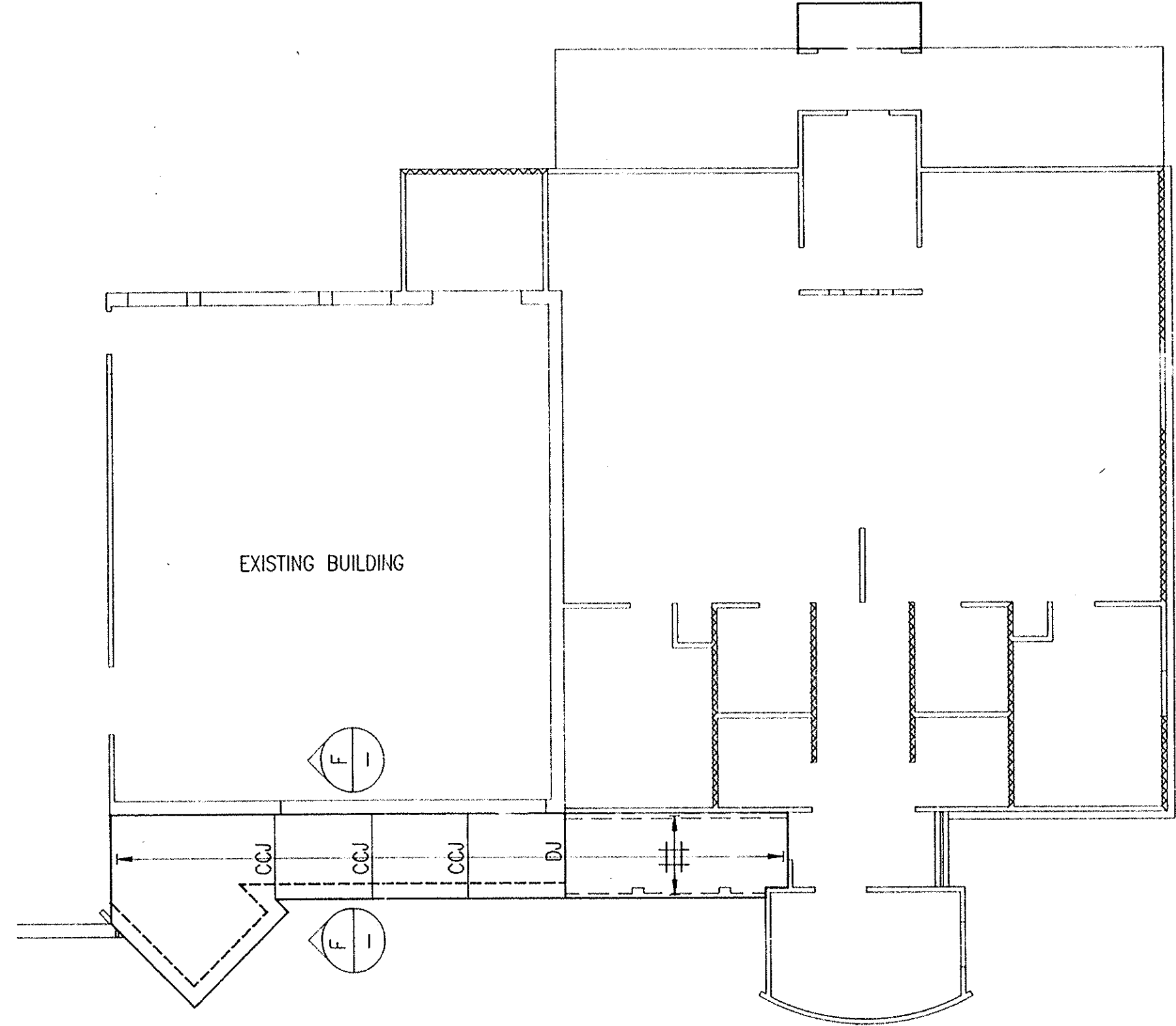
No.	DATE	BY	CHKD	AMENDMENTS
1	2.8.94	D.G.		ISSUED FOR TENDER

LINDSAY & DYNAN PTY LIMITED
Consulting Engineers
53 Lindsay Street
Hamilton 2303
Telephone (049) 621399
Fax (049) 621395

DRAWING SCALE	CLIENT	
1:100,1:110	MAITLAND CITY COUNCIL	
DATE	PROJECT	
JULY 94	EXTENSION TO METFORD CHILD CARE CENTRE CHELMSFORD DRIVE METFORD	
DRAWN	DRG TITLE	
D.G.	ROOF FRAMING PLAN	
DESIGNED		
K.D.		
CHECKED		
K.D.		
APPROVED		
ACAD REF. SCALE	DRAWING NO.	REV
A1 1=100	1839-01	1

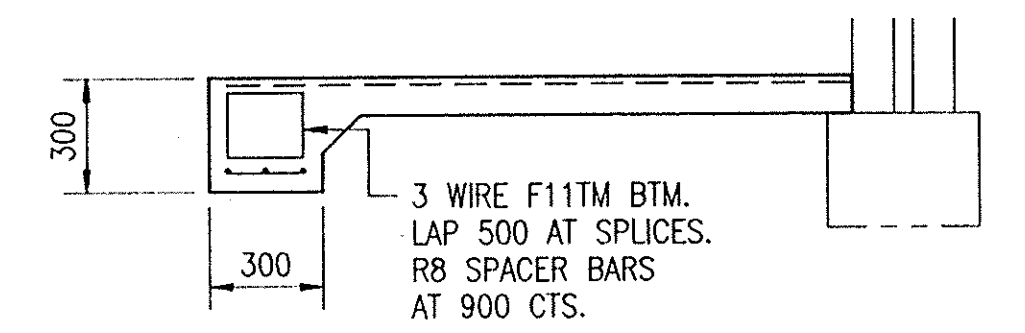


FOOTING PLAN
ALL FOOTINGS F1 U.N.O.

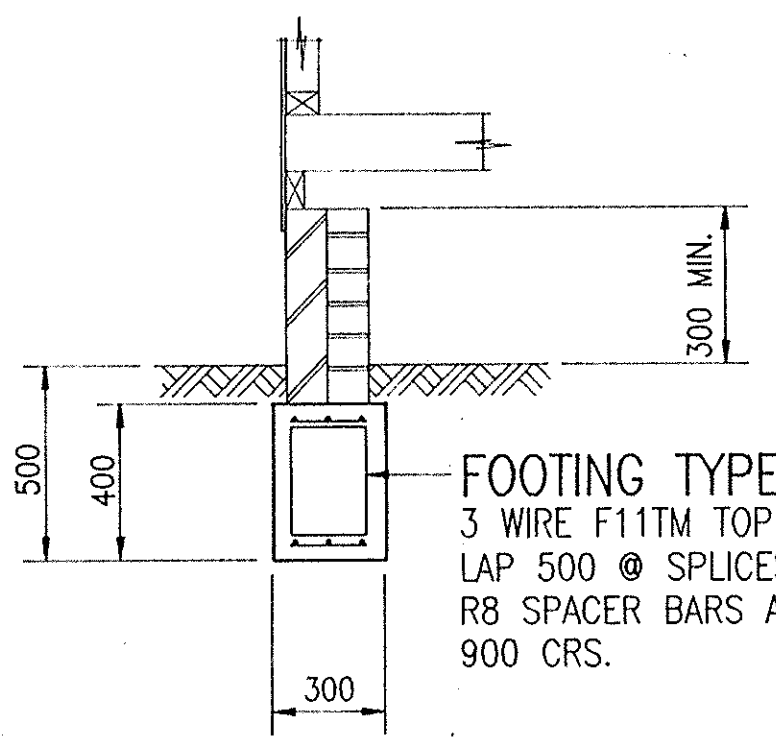


SLAB PLAN

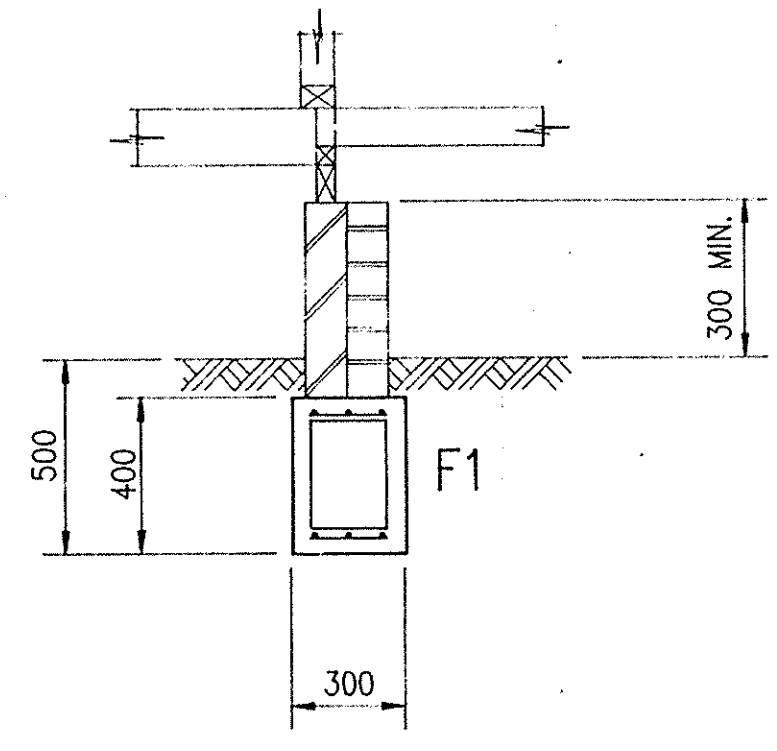
CCJ—TOOL GROOVE 40 DEEP
STOP MESH AT JOINT
JOINT TO BE FILLED
WITH APPROVED SEALANT.
DJ R10 GALV. DOWELS AT 500 CTS.
x300LG. ONE END CAPPED & SHEATHED.
FILL JOINT WITH APPROVED SEALANT.



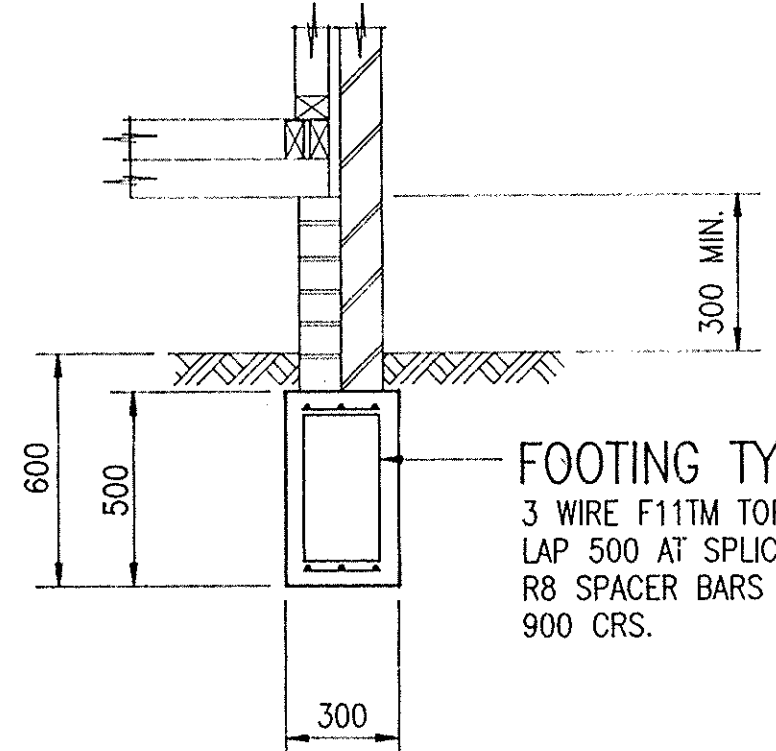
SECTION F



FOOTING TYPE F1
3 WIRE F11TM TOP & BTM.
LAP 500 @ SPLICES
R8 SPACER BARS AT
900 CRS.



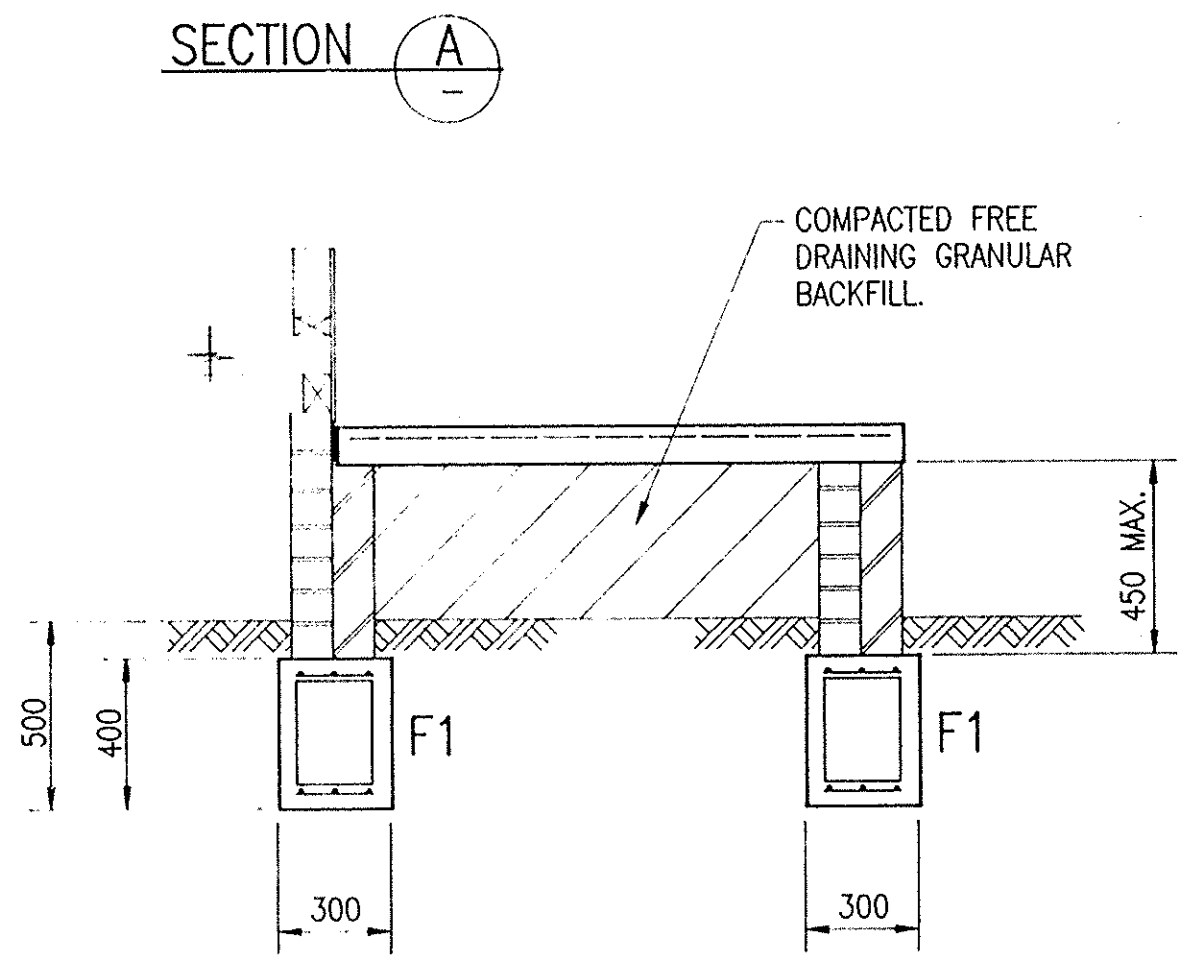
F1



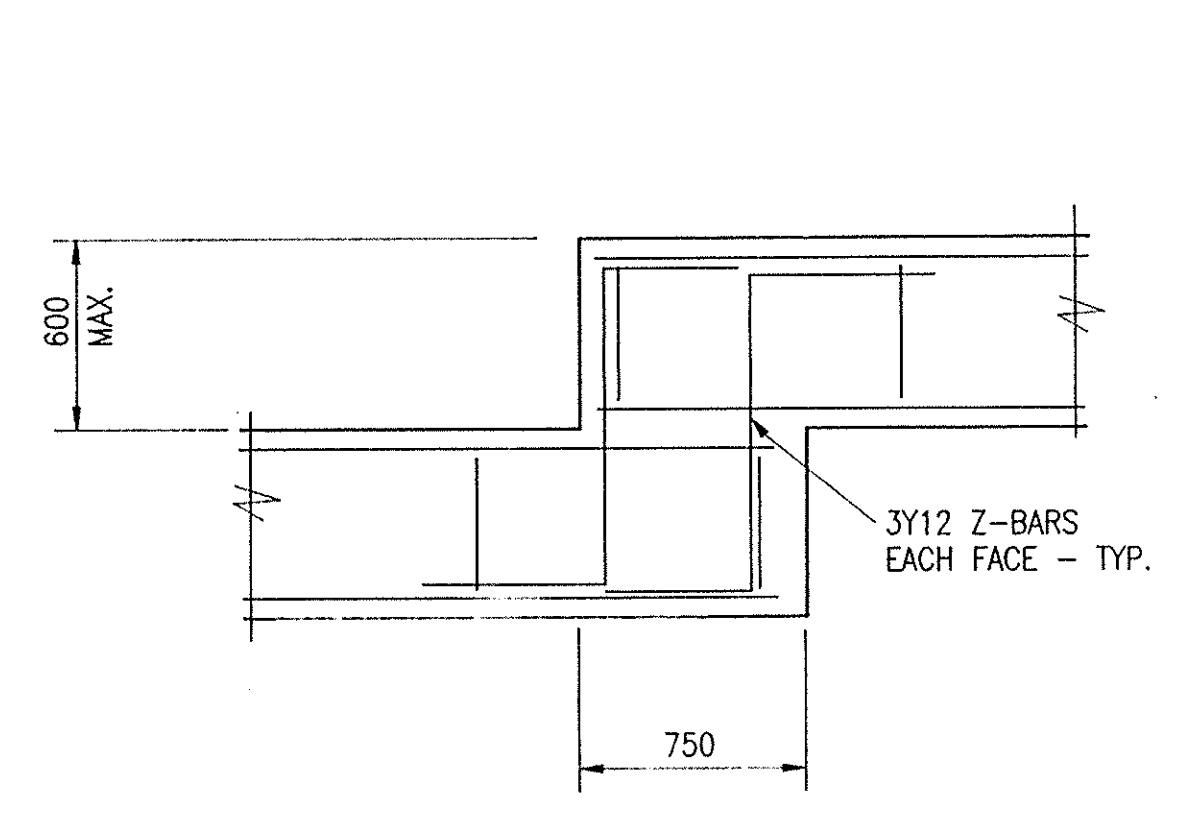
FOOTING TYPE F2
3 WIRE F11TM TOP & BTM
LAP 500 AT SPLICES
R8 SPACER BARS AT
900 CRS.

SLABS TO BE 100mm THICK MIN. U.N.O.
REINFORCE WITH F72 MESH TOP. U.N.O.
COVER TO REINFORCEMENT:
TOP OF SLAB—INTERNAL 20mm—EXTERNAL 40mm.
40mm ELSEWHERE.
PLACE SLAB ON 0.2mm WATERPROOF MEMBRANE.
SLAB DESIGNED TO SUIT ARTICULATED MASONRY
VENEER CONSTRUCTION ON A REACTIVE
SITE CLASS 'M'

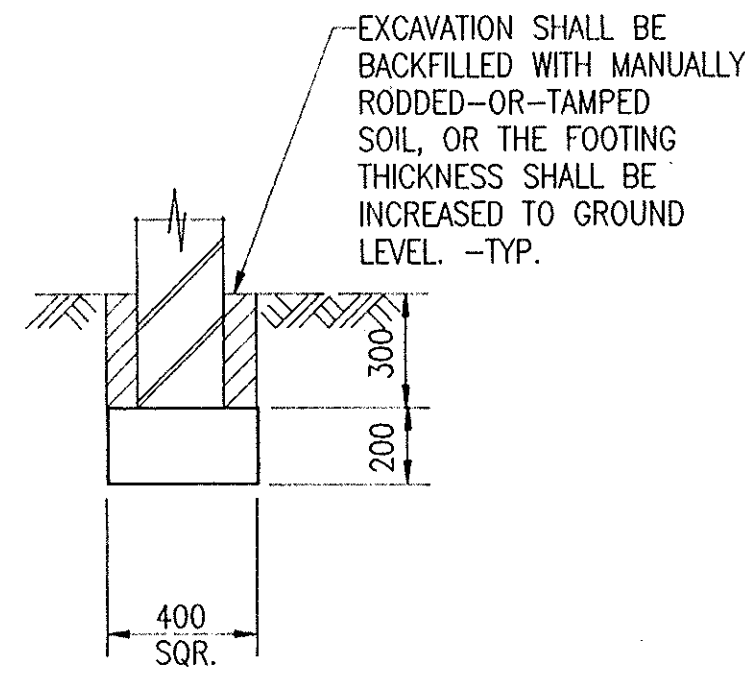
BRICKWORK TO BE ARTICULATED IN ACCORDANCE
WITH CEMENT & CONCRETE ASSOCIATION
PUBLICATION TN61.



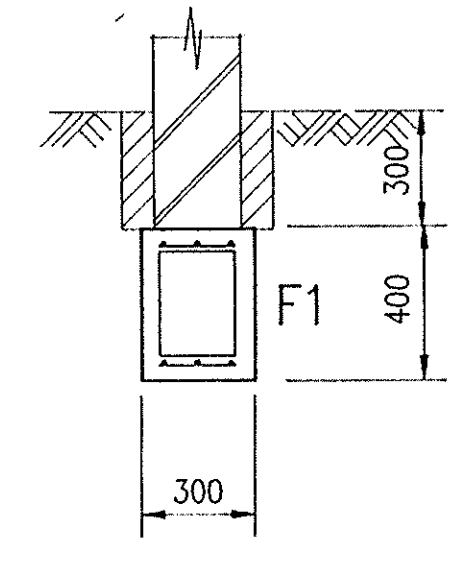
SECTION D



DETAIL 1 - STEPDOWN IN FOOTING



TYPICAL PAD DETAIL
NOTE: #600 PIERS MAY BE USED
IN LIEU OF SQUARE PADS.



SECTION E

CONCRETE NOTES
C1 ALL WORKMANSHIP AND MATERIALS SHALL BE IN ACCORDANCE WITH AS3600, CURRENT EDITION WITH AMENDMENTS, EXCEPT WHERE VARYED BY THE CONTRACT DOCUMENTS.
C2 CONCRETE, FORMWORK AND REINFORCEMENT SHALL COMPLY WITH THE REQUIREMENTS OF ALL CEC CONCRETE SPECIFICATIONS, UNLESS NOTED OTHERWISE.
C3 CONCRETE QUALITY

ELEMENT	SLUMP	MAX SIZE AGGREGATE	CEMENT TYPE	CONCRETE ADMIXTURE
ALL	80	20	A	20 NIL WITHOUT APPROVAL

- C4 CONCRETE QUALITY CONTROL TESTING TO BE AS FOLLOWS—
PLANT CONTROL TESTING IN ACCORDANCE WITH AS3600.
- C5 SIZES OF CONCRETE ELEMENTS DO NOT INCLUDE THICKNESS OF APPLIED FINISHES.
CONSTRUCTION JOINTS WHERE NOT SHOWN SHALL BE LOCATED TO THE APPROVAL OF THE ENGINEER.
- C6 BEAM DEPTHS ARE WRITTEN FIRST AND INCLUDE SLAB THICKNESS, IF ANY.
- C7 NO HOLES OR CHASES OTHER THAN THOSE SHOWN ON THE STRUCTURAL DRAWINGS SHALL BE MADE IN CONCRETE MEMBERS WITHOUT THE PRIOR APPROVAL OF THE ENGINEER.
- C8 REINFORCEMENT IS REPRESENTED DIAGRAMMATICALLY, IT IS NOT NECESSARILY SHOWN IN THE PRODUCTION.
- C9 SPLICES IN REINFORCEMENT SHALL BE MADE ONLY IN THE POSITIONS SHOWN. THE WRITTEN APPROVAL OF THE ENGINEER SHALL BE OBTAINED FOR ANY OTHER SPLICES WHERE THE LAP LENGTH IS NOT SHOWN.
- C10 WELDING OF REINFORCEMENT WILL NOT BE PERMITTED UNLESS SHOWN ON THE STRUCTURAL DRAWINGS.
- C11 PIPES OR CONDUITS SHALL NOT BE PLACED WITHIN THE CONCRETE COVER TO REINFORCEMENT WITHOUT THE APPROVAL OF THE ENGINEER.
- C12 REINFORCEMENT SYMBOLS -
Y - DENOTES GRADE 410F HOT ROLLED REINFORCED BARS TO AS 1302.
Z - DENOTES GRADE 2308 HOT ROLLED PLAIN BARS TO AS 1302.
F - DENOTES HARD-DRAWN WIRE REINFORCING FABRIC TO AS 1304.
W - DENOTES HARD-DRAWN PLAIN WIRE TO AS 1303.
- C13 ALL REINFORCEMENT FABRIC SHALL COMPLY WITH AS 1303 AND AS 1304 AND SHALL BE SUPPLIED AS FLAT SHEETS.
- C14 SUPPLY AND LAY FABRIC IN FLAT SHEETS AT SPLICES FABRIC SHALL BE LAPPED AS FOLLOWS:—
25mm standard bar spacing to full fabric type
- C15 TOP OF ALL LOAD BEARING WALLS SUPPORTING SLABS AND BEAMS TO BE CENTER ROUGHENED TO A SUFFICIENT DEGREE TO ALLOW STEEL TRAVELLING TO A SMOOTH AND TRULY LEVEL SURFACE. ONE SHEET OF BUILDING PAPER WITH ALCOA UNDER APPLIED THEREON BEFORE CASTING OF CONCRETE.
- C16 ALL CONCRETE TO BE EXPLICITLY COMPACTED WITH AN APPROVED VIBRATOR.
- C17 ALL CONCRETE SHALL BE PLACED AND CURED IN ACCORDANCE WITH AS 3600 WHERE APPROVED CURING COMPOUND IS USED, IT MUST BE APPLIED.
(A) OVER SLABS WITHIN 2 HOURS OF FINISHING OPERATION.
(B) OVER WALLS AND COLUMNS IMMEDIATELY AFTER REMOVAL OF FORMWORK.
CURING COMPOUNDS ARE NOT PERMITTED.
- C18 TOP AND BOTTOM REINFORCEMENT IN SLABS SHALL BE SUPPORTED IN BOTH DIRECTIONS AT MAXIMUM CENTRES OF 80 DIMETERS FOR BARS AND ROOMS FOR FABRIC.
- C19 CLEAR CONCRETE COVER TO REINFORCEMENT IS INDICATED ON THE DRAWINGS.

1	2.8.94	K.S.	ISSUED FOR TENDER
No.	DATE	BY	CHKD AMENDMENTS
LINDSAY & DYNAN PTY LIMITED Consulting Engineers 53 Lindsay Street Hamilton 2303 Telephone (049) 621399 Fax (049) 621395			
DRAWING SCALE	CLIENT		
1:100; 1:20	MAITLAND CITY COUNCIL		
DATE	PROJECT		
JULY '94	EXTENSION TO METFORD CHILD CARE CENTRE CHELMSFORD DR. METFORD		
DRAWN	DRG TITLE		
K.S.	SLAB AND FOOTING DETAILS		
DESIGNED	APPROVED		
K.D.			
CHECKED	ACAD REF. SCALE	DRAWING NO.	REV
	A1-1:100	1839-02	1