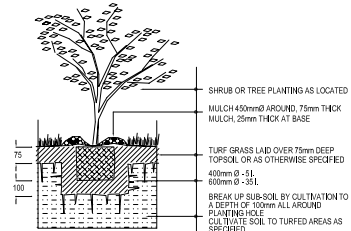
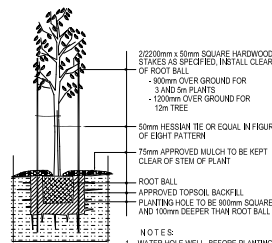


LANDSCAPING NOTES :

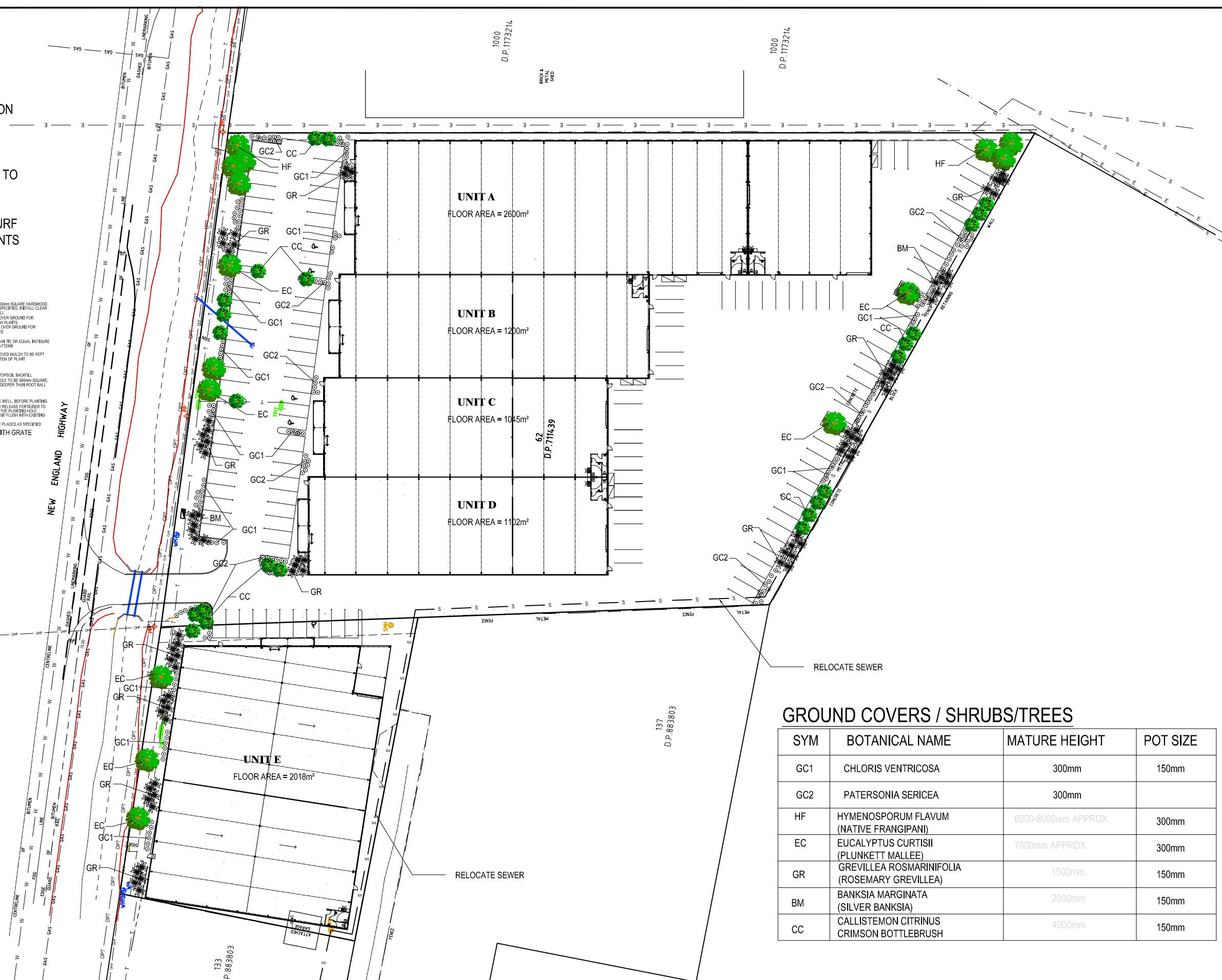
1. ROUNDUP SPRAY TO REMOVE EXISTING VEGETATION
2. CULTIVATE TO 300mm DEPTH
3. FERTILISE WITH DYNAMIC LIFTER AT 500kg/ha
4. PLANT SPECIES AS INDICATED
5. PLACE MINIMUM 75mm THICKNESS FOREST MULCH TO PLANTED AREAS
6. ALL PLANTING IMPORTED ORGANIC SOIL
7. IMPORTED SOIL TO 75mm DEPTH UNDER KIKUYU TURF
8. ONGOING MAINTENANCE TO COUNCIL REQUIREMENTS



- NOTES:
1. - WATER HOLE WELL BEFORE PLANTING
 2. - PLACE SLOW RELEASE FERTILISER TO BOTTOM OF THE PLANTING HOLE
- TREE OR SHRUB IN TURF 5-35 L



- NOTES:
1. - WATER HOLE WELL BEFORE PLANTING
 2. - PLACE SLOW RELEASE FERTILISER TO BOTTOM OF THE PLANTING HOLE
 3. - INSTALL PLANT FLUSH WITH EXISTING LEVEL
 4. - PLANT TO BE PLACED AS SPECIFIED
- STAKING & TYING PLANTS WITH GRATE



GROUND COVERS / SHRUBS/TREES

SYM	BOTANICAL NAME	MATURE HEIGHT	POT SIZE
GC1	CHLORIS VENTRICOSA	300mm	150mm
GC2	PATERSONIA SERICEA	300mm	
HF	HYMENOSPORUM FLAVUM (NATIVE FRANGIPANI)	6000-8000mm APPROX.	300mm
EC	EUCALYPTUS CURTISII (PLUNKETT MALLEE)	7000mm APPROX.	300mm
GR	GREVILLEA ROSMARINIFOLIA (ROSEMARY GREVILLEA)	1500mm	150mm
BM	BANKSIA MARGINATA (SILVER BANKSIA)	2000mm	150mm
CC	CALLISTEMON CITRINUS (CRIMSON BOTTLEBRUSH)	4000mm	150mm

WARRICK MORLEY DRAFTING SERVICES
 "GREENWOOD"
 BIMBI NSW 2810
 PH (02) 63471102
 EMAIL: warrick@wmdrafting.com



ENGINEER
 CLIENT
 COPYRIGHT
 THESE PLANS ARE THE PROPERTY OF WARRICK MORLEY DRAFTING SERVICES AND MAY NOT BE USED, COPIED OR REPRODUCED IN WHOLE OR PART WITHOUT THE WRITTEN PERMISSION OF WARRICK MORLEY.

PROPOSED DEVELOPMENT
 435 NEW ENGLAND HWY
 RUTHERFORD

LANDSCAPING PLAN

DRAWN
 W.M.

SCALE (A3 SHEET)
 1:750

PROJECT No.
W20029
 REVISION
11
 DWG No.
06

REV	DESCRIPTION	DATE
11	CHANGED LAYOUT	20.07.2021
10	ORIGINAL ISSUE	31.05.2021