

RESIDENTIAL SUBDIVISION LANDSCAPE DEVELOPMENT APPLICATION DOCUMENTATION (DA) LOT 12 - D.P.1280255 20 HERITAGE DRIVE, CHISHOLM, NSW 2322.



Sheet No.	Drawing Title
LP01	COVER SHEET
LP02	SITE ANALYSIS PLAN
LP03	KEY PLAN
LP04	LANDSCAPE PLAN 01
LP05	LANDSCAPE PLAN 02
LP06	THEMING PLAN

Revision	Date
B	2/2/2022
B	2/2/2022
B	2/2/2022
B	2/2/2022
B	2/2/2022
B	2/2/2022

LOCALITY PLAN Source: Nearmap, 2019
Scale 1:5000 @ A1

0 100 200 300m



Studio 1, 88 Fern Street
PO Box 111
Islington NSW 2296
Phone (02) 4965 3500
Fax (02) 4965 3555
admin@moirla.com.au
www.moirla.com.au


ARCHITECT:
BN Group
ENGINEER:
Triaxial Consulting

CLIENT:
Revolv

NOTE: DRAWING PURPOSES FOR APPROVAL ONLY. NOT FOR CONSTRUCTION.

No: DATE: REVISION:
A 21/1/2022 DA SUBMISSION
B 2/2/2022 DA SUBMISSION

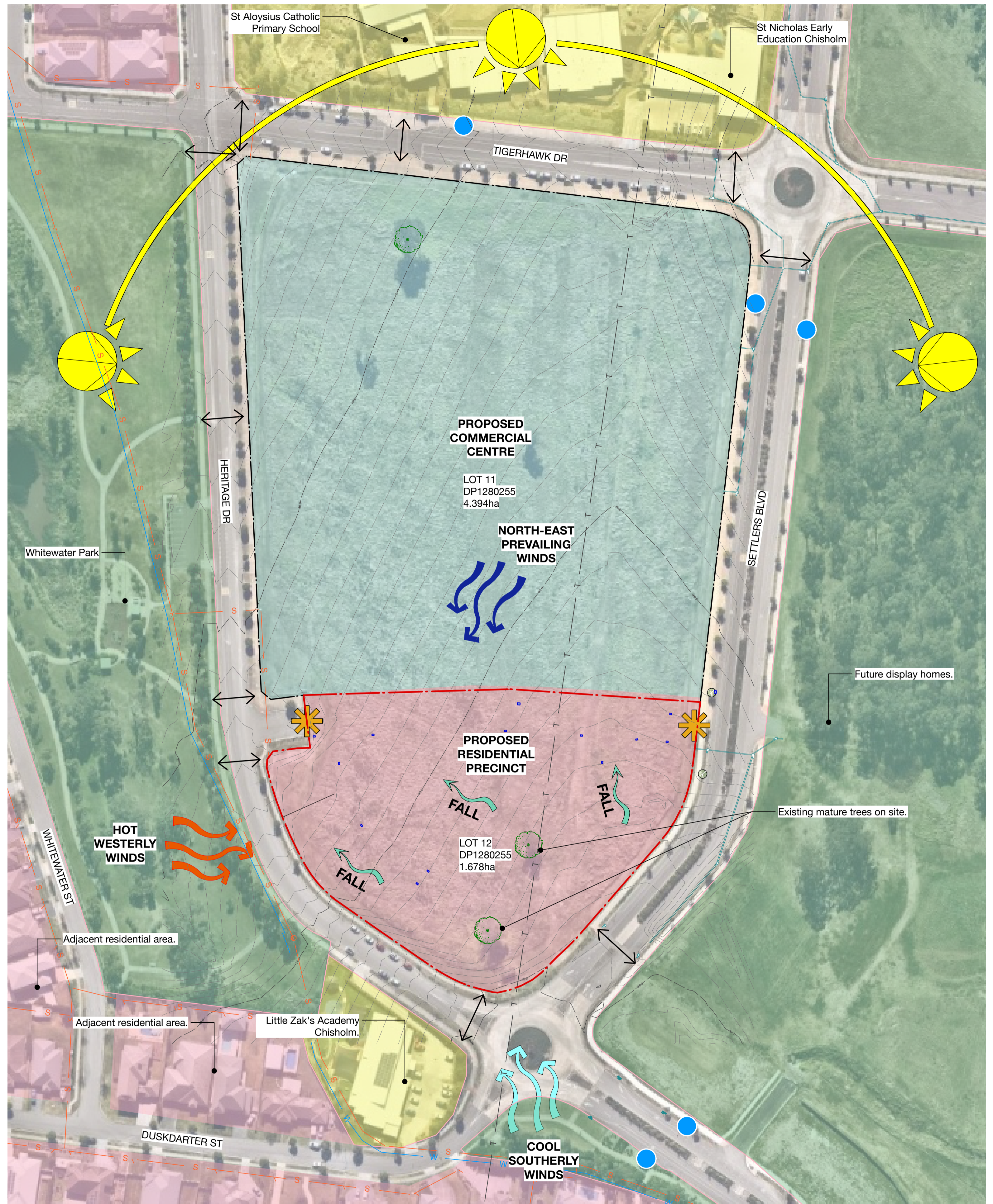
BY: PROJECT:
AG Residential Subdivision
AG 20 Heritage Drive,
Chisholm NSW 2322
Status: DA SUBMISSION



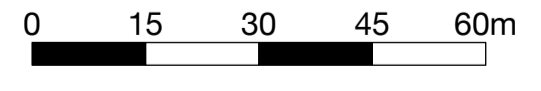
COVER SHEET

SCALE: 1:5000
ORIGINAL DRAWING AT A1.
Drawn By: AG
Checked By: SR Approved By: DM

Project No. 2069
Drawing No. LP01
Rev B



SITE ANALYSIS PLAN
Scale 1:1000 @ A1



LEGEND	
	Site boundary
	Lot boundary
	Existing major contour (5m interval)
	Existing minor contour (0.5m interval)
	Site cross fall
	Existing drainage
	Existing sewer lines
	Existing telstra lines
	Existing water lines
	Existing stormwater lines
	Underground power lines
	Pedestrian crossing
	Bus stop
	Existing tree
	Entry / Exit
	Wind direction
	B1 Neighbourhood Centre
	R1 Adjacent Residential
	R1 Adjacent Open Space - zoned R1
	R1 Adjacent School - zoned R1



Studio 1, 88 Fern Street
PO Box 111
Islington NSW 2296
Phone (02) 4965 3500
Fax (02) 4965 3555
admin@moirla.com.au
www.moirla.com.au

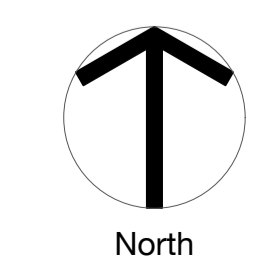
ARCHITECT:
BN Group
ENGINEER:
Triaxial Consulting

CLIENT:
Revolv

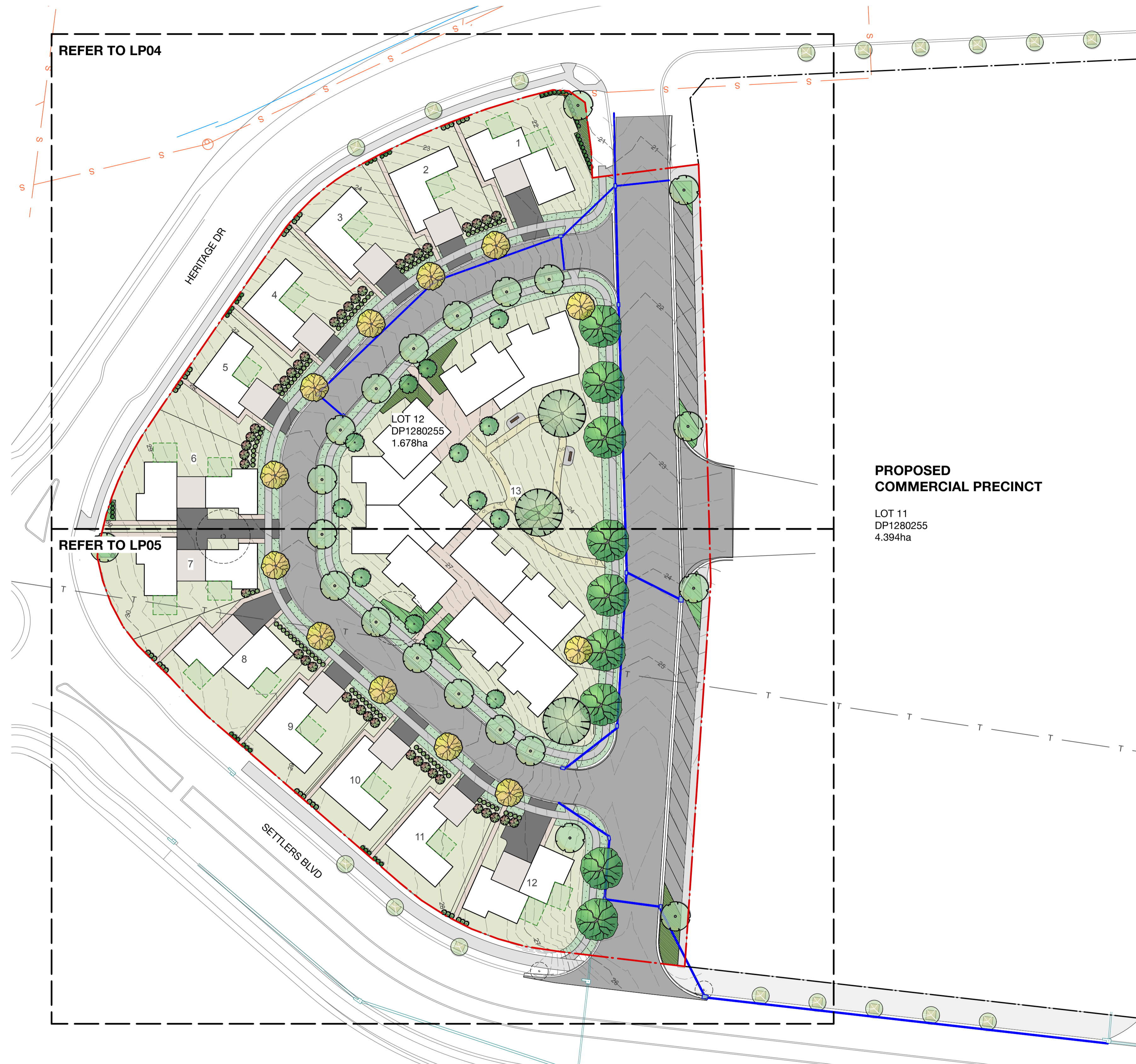
No: A DATE: 21/1/2022 REVISION: DA SUBMISSION
B DATE: 2/2/2022 REVISION: DA SUBMISSION

BY: AG AG
PROJECT:
Residential Subdivision
20 Heritage Drive,
Chisholm NSW 2322
Status: DA SUBMISSION

NOTE: DRAWING PURPOSES FOR APPROVAL ONLY. NOT FOR CONSTRUCTION.



SITE ANALYSIS PLAN	
SCALE: 1:1000	Project No. 2069
ORIGINAL DRAWING AT A1.	Rev B
Drawn By: AG	Drawing No. LP02
Checked By: SR	Approved By: DM



KEY PLAN
Scale 1:500 @ A1



Studio 1, 88 Fern Street
PO Box 111
Islington NSW 2296
Phone (02) 4965 3500
Fax (02) 4965 3555
admin@moirla.com.au
www.moirla.com.au

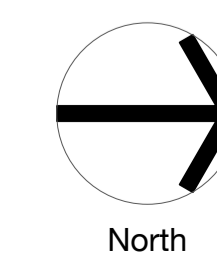
ARCHITECT:
BN Group
ENGINEER:
Triaxial Consulting

CLIENT:
Revelop

NOTE: DRAWING PURPOSES FOR APPROVAL ONLY. NOT FOR CONSTRUCTION.

No:	DATE:	REVISION:
A	21/1/2022	DA SUBMISSION
B	2/2/2022	DA SUBMISSION

BY: AG
AG
PROJECT:
Residential Subdivision
20 Heritage Drive,
Chisholm NSW 2322
Status: DA SUBMISSION



KEY PLAN

SCALE: 1:500
ORIGINAL DRAWING AT A1.
Drawn By: AG
Checked By: SR

Project No.
Drawing No.
Approved By: DM
LP03

2069
Rev
B



LEGEND

- Site boundary
- Lot boundary
- Proposed major contour (1m interval)
- Existing minor contour (0.2m interval)
- Existing street tree - to be retained & protected
- Existing tree - to be removed

SERVICES

- Existing sewer lines
- Existing telstra lines
- Existing water lines
- Existing stormwater lines off-site
- Underground power lines
- Proposed stormwater on-site - Refer to Engineer's drawings

SURFACE TREATMENTS

- Existing concrete footpath
- Proposed asphalt road
- Proposed paved driveway
- Proposed concrete pavement
- Indicative walkway and entry - Refer to Architect's drawings
- Proposed gravel pathway
- Turf
- Indicative private open space - Refer to Architect's drawings

BUILDING FOOTPRINT

- Indicative building envelope - Refer to Architect's drawings
- Indicative garage - Refer to Architect's drawings

TREES

- Cupaniopsis anacardioides* Tuckeroo
- Lagerstroemia indica* 'Natchez' Crepe Myrtle
- Lophostemon confertus* Brush Box
- Pyrus ussuriensis* Manchurian Pear
- Waterhousia florabunda* Weeping Lilly Pilly

SHRUBS

- Correa alba* White Correa
- Photinia x fraseri* 'Robusta' PHO fra
- Syzygium australe* 'Bush Christmas' Lilly Pilly
- Westringia fruticosa* Coastal Rosemary

MASS PLANTING

- MP1** Mass Planting Type 1 - 3/m²
- *Lomandra longifolia* 'Tanika'
- *Pennisetum alopecuroides*
- *Westringia fruticosa* 'Grey Box'
- *Westringia fruticosa* 'Mundi'
- MP2** Mass Planting Type 2 - 3/m²
- *Dianella caerulea*
- *Philodendron* 'Xanadu'
- *Trachelospermum asiaticum* 'Flat Mat'

LANDSCAPE PLAN 01
Scale 1:300 @ A1



Studio 1, 88 Fern Street
PO Box 111
Islington NSW 2296
Phone (02) 4965 3500
Fax (02) 4965 3555
admin@moirla.com.au
www.moirla.com.au

ARCHITECT:
BN Group

ENGINEER:
Triaxial Consulting

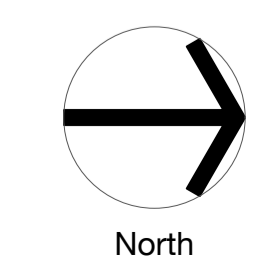
CLIENT:
Revolv

NOTE: DRAWING PURPOSES FOR APPROVAL ONLY. NOT FOR CONSTRUCTION.

No: A DATE: 21/1/2022 REVISION: DA SUBMISSION
B DATE: 2/2/2022 REVISION: DA SUBMISSION

BY: AG PROJECT: Residential Subdivision
AG PROJECT: 20 Heritage Drive,
Chisholm NSW 2322

Status: DA SUBMISSION



LANDSCAPE PLAN 01

SCALE: 1:300 Project No. 2069

ORIGINAL DRAWING AT A1. Drawing No. LP04 Rev B

Checked By: SR Approved By: DM



LEGEND

- Site boundary
- Lot boundary
- Proposed major contour (1m interval)
- Existing minor contour (0.2m interval)
- Existing street tree - to be retained & protected
- Existing tree - to be removed

SERVICES

- Existing sewer lines
- Existing telstra lines
- Existing water lines
- Existing stormwater lines off-site
- Underground power lines
- Proposed stormwater on-site - Refer to Engineer's drawings

SURFACE TREATMENTS

- Existing concrete footpath
- Proposed asphalt road
- Proposed paved driveway
- Proposed concrete pavement
- Indicative walkway and entry - Refer to Architect's drawings
- Proposed gravel pathway
- Turf
- Indicative private open space - Refer to Architect's drawings

BUILDING FOOTPRINT

- Indicative building envelope - Refer to Architect's drawings
- Indicative garage - Refer to Architect's drawings

TREES

- Cupaniopsis anacardioides* Tuckeroo
- Lagerstroemia indica* 'Natchez' Crepe Myrtle
- Lophostemon confertus* Brush Box
- Pyrus ussuriensis* Manchurian Pear
- Waterhousia florabunda* Weeping Lilly Pilly

SHRUBS

- Correa alba* White Correa
- Photinia x fraseri* 'Robusta' PHO fra
- Syzygium australe* 'Bush Christmas' Lilly Pilly
- Westringia fruticosa* Coastal Rosemary

MASS PLANTING

- MP1** Mass Planting Type 1 - 3/m²
 - Lomandra longifolia* 'Tanika'
 - Pennisetum alopecuroides*
 - Westringia fruticosa* 'Grey Box'
 - Westringia fruticosa* 'Mundi'
- MP2** Mass Planting Type 2 - 3/m²
 - Dianella caerulea*
 - Philodendron* 'Xanadu'
 - Trachelospermum asiaticum* 'Flat Mat'

LANDSCAPE PLAN 02
Scale 1:300 @ A1



Studio 1, 88 Fern Street
PO Box 111
Islington NSW 2296
Phone (02) 4965 3500
Fax (02) 4965 3555
admin@moirla.com.au
www.moirla.com.au

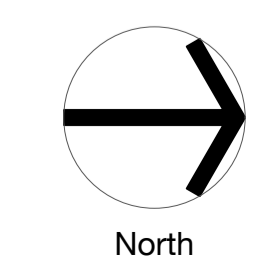
ARCHITECT:
BN Group
ENGINEER:
Triaxial Consulting

CLIENT:
Revolv

No: A DATE: 21/1/2022 REVISION: DA SUBMISSION
B DATE: 2/2/2022 REVISION: DA SUBMISSION

BY: AG PROJECT:
AG Residential Subdivision
20 Heritage Drive,
Chisholm NSW 2322
Status: DA SUBMISSION

NOTE: DRAWING PURPOSES FOR APPROVAL ONLY. NOT FOR CONSTRUCTION.



LANDSCAPE PLAN 02

SCALE: 1:300 Project No. 2069
ORIGINAL DRAWING AT A1. Drawing No. LP05 Rev B
Checked By: SR Approved By: DM

TREES



Cupaniopsis anacardioides
Tuckeroo



Lagerstroemia indica 'Natchez'
Natchez Crepe Myrtle



Lophostemon confertus
Brush Box



Pyrus ussuriensis
Manchurian Pear



Waterhousia florabunda
Weeping Lilly Pilly

PLANTING SCHEDULE

Code	Botanical Name	Common Name	Mature Height	Mature Spread	Pot Size
Trees					
CUP ana	<i>Cupaniopsis anacardioides</i>	Tuckeroo	10 - 15m	4 - 6m	45 litre
LAG ind	<i>Lagerstroemia indica 'Natchez'</i>	Crepe Myrtle	5 - 10m	3.5 - 6m	25 litre
LOP con	<i>Lophostemon confertus</i>	Brush Box	20 - 25m	6 - 10m	45 litre
PYR uss	<i>Pyrus ussuriensis</i>	Manchurian Pear	5 - 10m	6 - 10m	45 litre
WaFl	<i>Waterhousia florabunda</i>	Weeping Lilly Pilly	5 - 10m	3.5 - 6m	45 litre
Shrubs					
ASP ela	<i>Aspidistra elatior</i>	Cast Iron Plant	0.9 - 1.5m	0.9 - 1.2m	200mm
COR alb	<i>Correa alba</i>	White Correa	0.9 - 1.5m	0.9 - 1.2m	200mm
PHI Xan	<i>Philodendron 'Xanadu'</i>	Xanadu	0.5 - 0.8m	0.6 - 0.8m	200mm
PHO fra	<i>Photinia x fraseri 'Robusta'</i>	Photinia	3m	2m	200mm
SYZ bus	<i>Syzygium australe 'Bush Christmas'</i>	Lilly Pilly	1.5 - 3m	1.2 - 2.0m	200mm
WES gre	<i>Westringia 'Grey Box'</i>	Grey Box Westringia	0.3 - 0.4m	0.3 - 0.4m	100mm
WES fru	<i>Westringia fruticosa</i>	Coastal Rosemary	0.9 - 1.5m	0.9 - 1.2m	140mm
Grasses					
LOM tan	<i>Lomandra longifolia 'Tanika'</i>	Spiny-headed mat rush	0.45 - 0.6m	0.6 - 0.9m	Tubestock
PEN alo	<i>Pennisetum alopecuroides 'Nafray'</i>	Fountain Grass	0.9 - 1.5m	0.6 - 0.9m	Tubestock
DIA cae	<i>Dianella caerulea</i>	Blue Flax Lily	0.45 - 0.6m	0.3 - 0.6m	100mm
Ground Covers					
DIA cae	<i>Dianella caerulea</i>	Blue Flax-lily	0.45 - 0.6m	0.3 - 0.6m	Tubestock
SEN ser	<i>Senecio serpens</i>	Blue Chalk Sticks	0.1 - 0.2m	0.6 - 1.0m	Tubestock
TRA asi	<i>Trachelospermum asiaticum 'Flat Mat'</i>	Star Jasmine	0.3 - 0.4m	3.0-4.0m	Tubestock
WES mun	<i>Westringia fruticosa 'Mundi'</i>	Mundi Coastal Rosemary	0.4 - 0.5m	0.5 1.0m	Tubestock

Note, the following conditions should be ensured at installation and maintenance of planting:

- tree canopy cover should be less than 15% at maturity;
- trees at maturity should not touch or overhang the building;
- lower limbs should be removed up to a height of 2m above the ground;
- tree canopies should be separated by 2 to 5m;
- large discontinuities or gaps in vegetation should be provided to slow down or break the progress of fire towards buildings;
- shrubs should not be located under trees;
- shrubs should not form more than 10% ground cover; and
- clumps of shrubs should be separated from exposed windows and doors by a distance of at least twice the height of the vegetation; and
- grass should be kept mown (as a guide grass should be kept to no more than 100mm in height).

SHRUBS / GRASSES



Aspidistra elatior
Cast Iron Plant



Correa alba
White Correa



Lomandra longifolia 'Tanika'
Spiny-head Mat-rush



Pennisetum alopecuroides
Chines Fountain Grass



Philodendron 'Xanadu'
Xanadu



Photinia x fraseri 'Robusta'
Photinia Robusta

GROUNDCOVERS



Syzygium 'Bush Christmas'
Lilly Pilly



Westringia fruticosa
Coastal Rosemary



Westringia fruticosa 'Grey Box'
Grey Box Coastal Rosemary



Dianella caerulea
Flax Lily



Senecio serpens
Blue Chalksticks



Trachelospermum asiaticum 'Flat Mat'
Japanese Star Jasmine



Westringia fruticosa 'Mundi'
Mundi Coastal Rosemary

SURFACE TREATMENTS



Concrete pavement



Hot mix asphalt pavement



Decomposed granite footpath



Studio 1, 88 Fern Street
PO Box 111
Islington NSW 2296
Phone (02) 4965 3500
Fax (02) 4965 3555
admin@moirla.com.au
www.moirla.com.au

ARCHITECT:
BN Group

ENGINEER:
Triaxial Consulting

CLIENT:
Revelop

NOTE: DRAWING PURPOSES FOR APPROVAL ONLY. NOT FOR CONSTRUCTION.

No: A DATE: 21/1/2022 REVISION: DA SUBMISSION
B 2/2/2022 DA SUBMISSION

BY: AG PROJECT: Residential Subdivision
AG 20 Heritage Drive,
Chisholm NSW 2322

Status: DA SUBMISSION

THEMING PLAN

SCALE: NTS Project No. 2069
ORIGINAL DRAWING AT A1. Drawing No. Rev
Drawn By: AG Approved By: DM LP06 B
Checked By: SR

North