

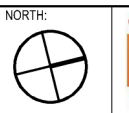
OWLPEN LANE



STREET TREE PLAN
1:750

REV	DATE	DESCRIPTION	BY
2	23/09/2022	ISSUED FOR DA	SM
1	01/07/2022	ISSUED FOR DA	DBP

GENERAL NOTES:
THIS DRAWING IS THE EXCLUSIVE PROPERTY OF THE DEVELOPER & THE REPRODUCTION OF ANY PART WITHOUT THE PRIOR WRITTEN CONSENT OF THE DEVELOPER IS A VIOLATION OF APPLICABLE LAWS. IN NO EVENT SHALL THE DEVELOPER BE HELD LIABLE FOR SPECIAL, COLLATERAL, INCIDENTAL OR CONSEQUENTIAL LIABILITY IN CONNECTION WITH THE USE OF THIS DIGITAL DATA ONCE RELEASED FROM THE DEVELOPER'S OFFICE. THIS DRAWING IS TO BE READ & UNDERSTOOD IN CONJUNCTION WITH THE STRUCTURAL, MECHANICAL, ELECTRICAL & / OR ANY OTHER CONSULTANT'S DOCUMENTATION AS MAY BE APPLICABLE TO THE PROJECT PRIOR TO THE START OF ANY WORKS AND FOR ITS DURATION.



02 9636 2465 | 02 9688 4762 | www.bathla.com.au

The Bathla Group
137 Gilba Road, Girraween NSW 2145
PO Box 275, Westoorville NSW 2145

Connect with us | Building dreams together

PROJECT:
11,21,23,25&33 Owlpen Lane, Farley NSW 2320

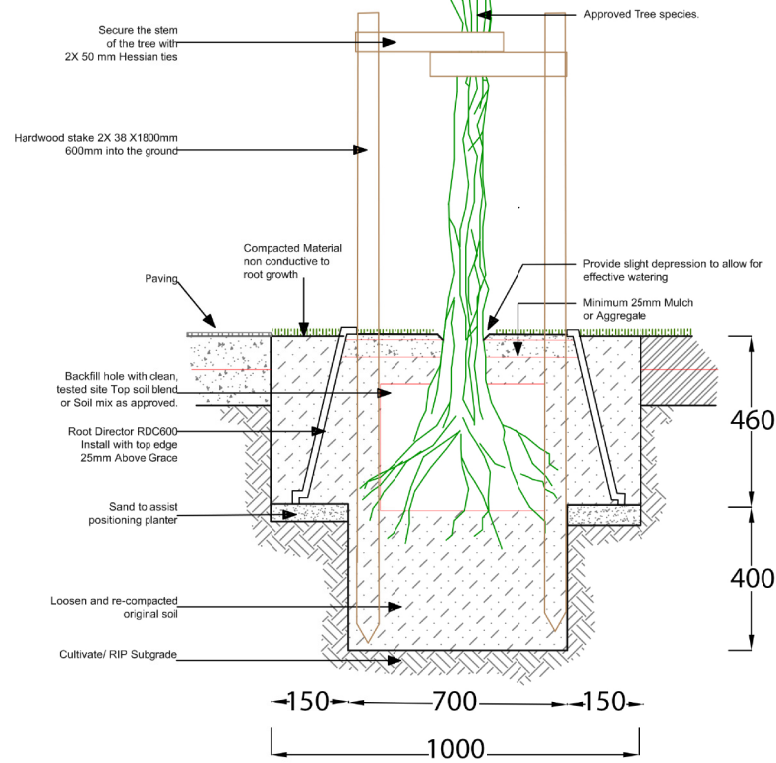
LOT NUMBER:
LOT 1 DP 983691, LOT 10&11 DP 1229964, LOT B&C DP 348463

DRAWING TITLE:
STREET TREE PLAN

PROJECT No.	DATE	DRAWING No.	REV.
	01/07/2022	LP.01	2
DRAWN BY:	SCALE:	ISSUED BY:	
DBP	1:750	SM	

\\172.31.8.12\projects\Project- Current\Owlpen Lane 21-33 Farley\03 DA\LANDSCAPE WORKING\CAD

DA ISSUE



STREET TREE PLANTING DETAIL

Street planting detail and specifications:

- No timber or steel edging is permissible.
- Install root barriers to protect assets, structures and/or underground services to a minimum depth of 600mm to street trees adjoining paths, kerb and gutter or roadways.
- Tree trunk to be a minimum 750mm from street kerb and guttering.
- All imported soil to achieve the requirements of AS4419 - Soils for landscaping. All tree planting holes are a minimum 1.5 times diameter and twice the depth of the root ball. All mulch is to be free of deleterious material such as rock, soil, weeds and sticks.
- Mulch - Forest litter or pine bark mulch.
- All soft edges (mulch, turf, grassed) to be finished to appropriate falls and flush with adjacent surface treatment.
- Use Buffalo as turf.
- Turf to consist of 25mm depth of dense, well rooted, vigorous grass growth with minimum 15mm on an average 100mm depth of top soil.
- Staking is required specified as - drive 2x38x38x1800 mm hardwood stake 600mm into the ground.
- Secure the stem of the tree firmly with 2 x hessian ties fitted to the stem separately in opposite directions.

Specification for Maintenance:

- Mechanical line trimmers (whipper snippers) not be used within 300mm of out edge of tree trunks.
- No grass to overgrow edges where it adjoins hard paved surfaces or kerbs and guttering.
- No grass or weeds within mulched area in or around tree.
- Stolen trees to be replaced within one week. Repeated removal of trees within the same location shall immediately be reported to Council.
- All garden beds to be re-mulched to maintain a depth of 75mm and level finish with adjacent surfaces.
- Mulch not to come into contact with the trunks of trees.
- No visible signs of wilting of leaves or stems, with all plants to be fully turgid at all times.
- No sign of over watering such as constantly wet soil, brown leaf margins, stem rot or brown spots on foliage.
- No obvious signs of weed infestation in grass areas, pavements or mass planting beds.
- Chemical not to be applied in extreme temperatures or wind conditions.
- Removal of all suckers from base of trees.
- Formative pruning of trees to allow effective canopy development and to retain natural or desired shape of the tree.
- All damaged dead or diseased wood to be pruned to the nearest lateral shoot or active bud with a clean neat cut.
- Performance of planting will be indicated by new growth with visible sign of new leaves; plants to possess a level of 'greenness' characteristic with the particular species; Strong floral habit and colour appropriate to the season and species; Absence of dead or damaged foliage, flowers or branches.



Glochidion ferdinandi



Tristiniopsis laurina



Lagerstomia Indica



Callistemon Bottlebrush



Pyrus calleryana

PLANTING SCHEDULE

SYMBOL	KEY	BOTANICAL NAME	COMMON NAME	HT. X WD.	POT SIZE	NOS.
TREES						
GF		<i>Glochidion ferdinandi</i>	Cheese tree	08 x 05 M	75 L	34
TL		<i>Tristiniopsis laurina</i>	Water Gum	06 x 04 M	75 L	65
LI		<i>Lagerstomia Indica</i>	Crepe Myrtle	08 x 04 M	75 L	41
CB		<i>Callistemon Bottlebrush</i>	Weeping Bottlebrush	16 x 04 M	75 L	51
PC		<i>Pyrus calleryana</i>	Callery Peara	10 x 06 M	75 L	20

Notes

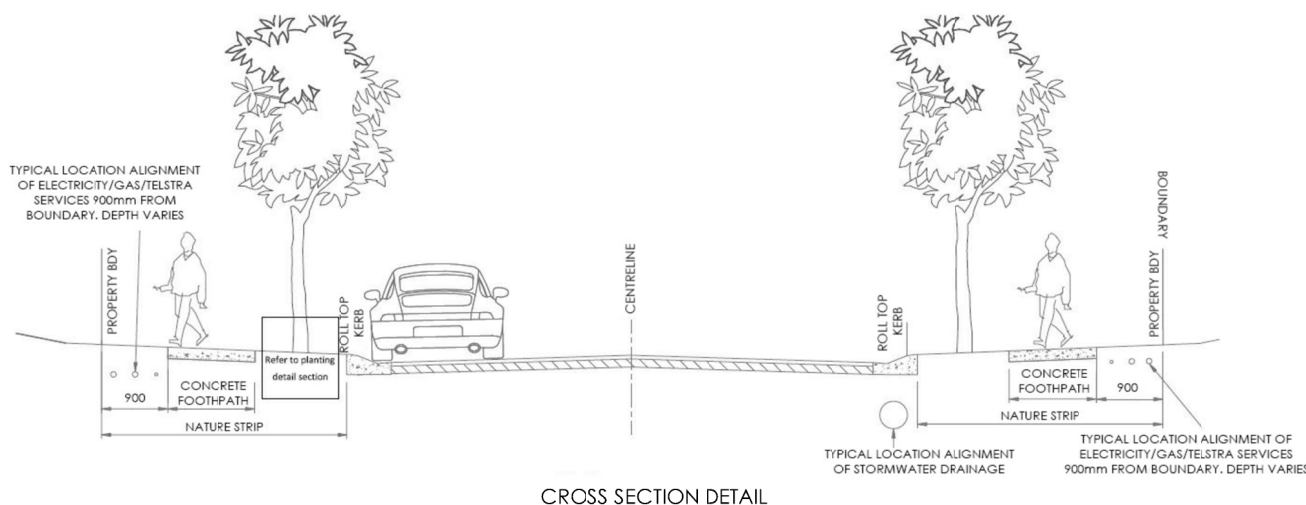
Installation/ excavation tips:

- Add 5% to outer plan dimensions when excavating pit.
- Always check pit dimensions at base of pit, ensuring sides are clean and square.
- Level and screed drainage layer prior to placement of cells.

Ensure that the pit base is screeded and compacted adequately before placing cells on base, to allow for ease of installation of overall matrix. Adequate drainage from base of tree pit to be provided if design incorporates wsud principles, or if site conditions require.

Please note:

The contractor is to establish location and depth of services at each planting location prior to any machine excavation, especially water, gas, telecommunications, power, drainage and sewer. The planting of street trees is to ensure street lighting and vehicle sightlines are not impeded. Where services interfere with tree placement, adjust position within 1.0m of designated location. Where tree cannot be accommodated due to services, this is a hold point and contractor is to apply for instructions.



CROSS SECTION DETAIL

<p>GENERAL NOTES:</p> <p>THIS DRAWING IS THE EXCLUSIVE PROPERTY OF THE DEVELOPER & THE REPRODUCTION OF ANY PART WITHOUT THE PRIOR WRITTEN CONSENT OF THE DEVELOPER IS A VIOLATION OF APPLICABLE LAWS. IN NO EVENT SHALL THE DEVELOPER BE HELD LIABLE FOR SPECIAL, COLLATERAL, INCIDENTAL OR CONSEQUENTIAL LIABILITY IN CONNECTION WITH THE USE OF THIS DIGITAL DATA ONCE RELEASED FROM THE DEVELOPER'S OFFICE. THIS DRAWING IS TO BE READ & UNDERSTOOD IN CONJUNCTION WITH THE STRUCTURAL, MECHANICAL, ELECTRICAL & / OR ANY OTHER CONSULTANT'S DOCUMENTATION AS MAY BE APPLICABLE TO THE PROJECT PRIOR TO THE START OF ANY WORKS AND FOR ITS DURATION.</p>		<p>NORTH:</p>	<p>02 9636 2465 02 9688 4762 www.bathla.com.au</p> <p>The Bathla Group</p> <p>117 Gilba Road, Girraween NSW 2145 3/15 Ross St, Westworthville NSW 2145</p> <p>Connect with us Building dreams together</p>	<p>PROJECT: 11,21,23,25&33 Owlpen Lane, Farley NSW 2320</p>	<p>LOT NUMBER: LOT 1 DP 983691, LOT 10&11 DP 1229964, LOT B&C DP 348463</p>	<p>DRAWING TITLE: DETAILS</p>	<p>PROJECT No: DATE: 01/07/2022</p> <p>DRAWN BY: DBP SCALE: LP.02</p> <p>ISSUED BY: SM</p> <p>DA ISSUE</p>
<p>2 23/09/2022 ISSUED FOR DA SM</p> <p>1 01/07/2022 ISSUED FOR DA DBP</p> <p>REV DATE DESCRIPTION BY</p>	<p>\\172.31.8.17\projects\Projects-Current\Owlpen Lane 21-33 Farley\03 DA\LANDSCAPE\WORKING\CAD</p>						